



# NGTL System and Foothills Pipelines Ltd.

CUSTOMER OPERATIONS MEETING

FOR INFORMATIONAL PURPOSES ONLY



6/27/2024



Welcome and Thank You for Joining Us

### Participating via WebEx:

- Please sign-in through WebEx application including your full name and company
- To reduce background noise and improve audio quality, all WebEx participants will be placed on mute when entering the meeting
- Please submit your questions via using the raise hand function and coming off mute or the chat function and we will answer at the best possible opportunity



# Forward Looking Information

- ❖ This presentation includes certain forward-looking information. Statements that are forward-looking are based on certain assumptions and on what we know and expect today and generally include words like anticipate, expect, believe, may, will, should, estimate or other similar words.
- ❖ The information provided is for informational purposes only and is not to be relied upon for any other purpose whatsoever. The information is based upon certain assumptions that may or may not be accurate, and therefore is subject to various risks and uncertainties. TC Energy shall not be liable for damages sustained as a result of any use or reliance on such information.
- ❖ The outages listed in this presentation are not an exhaustive list. Outage date, duration, and impact may be subject to change. Refer to the Daily Operating Plan (DOP) for all planned outages with potential service impact.

No  
impact to FT

Refers to outage periods where FT impact is not expected

Potential  
impact to FT

Refers to outage periods where there is potential of FT impact

Partial  
impact to FT

Refers to outage periods where FT impact is expected

# Important Notes



Outage information in this presentation may not be accurate beyond June 27, 2024



For current outage and capability information, please refer to the most recent Daily Operating Plan ([DOP](#)), the [Dashboard](#) and [bulletins](#)



This meeting covers broad operational and project-related topics that impact operations on the NGTL and Foothills systems. For information on focused Commercial, Operational and Regulatory topics, please contact your [Marketing Representative](#)



# Agenda

1. Review of June Operations
2. Review of Upcoming 2024 Outages

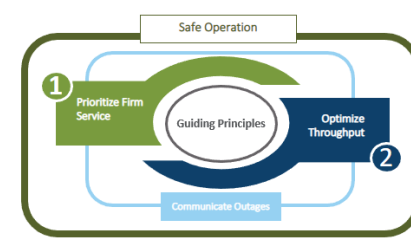


6/26/2024

# Review of June Operations

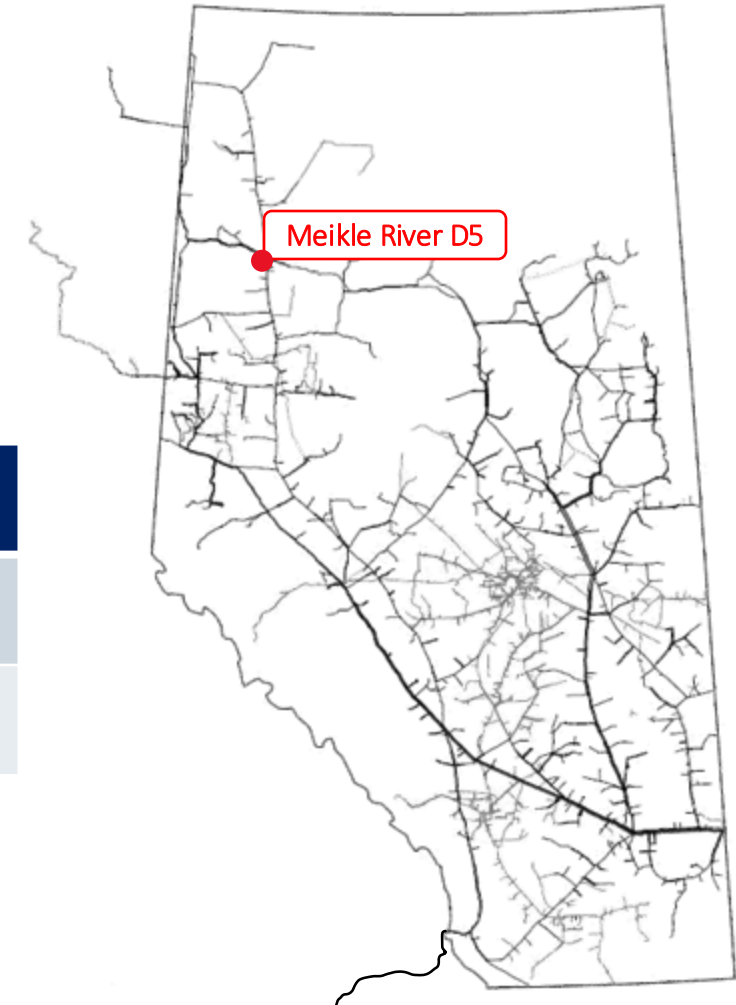


# Meikle River D5 – Compressor Station Maintenance



## Background:

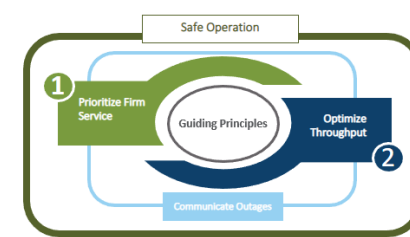
- **Planned:**
  - Meikle River D5 Compressor Station Maintenance: June 10 – 14
- **Capability communicated in DOP:**
  - USJR: 353 10<sup>6</sup>m<sup>3</sup>/d
- **Service Allowable:**
  - USJR: 0% IT-R, 100% FT-R



Bulletin Date	Effective Date	Service Allowable	Comments
June 6	June 10 (08:00 MST)	USJR: 0% IT-R, 100% FT-R (Upstream of Latornell)	Bulletin issued
June 13	June 15 (08:00 MST)	USJR: 100% IT-R, 100% FT-R	Maintenance completed

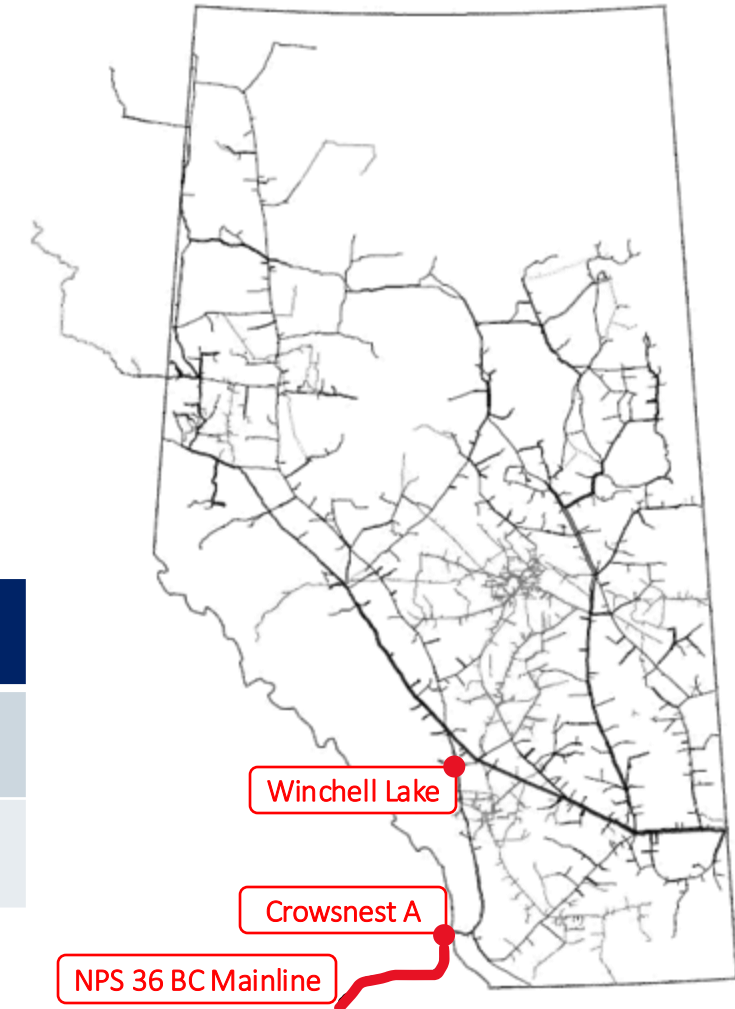


# West Gate Maintenance



## Background:

- **Planned:**
  - FHBC: NPS 36 BC Mainline Pipeline Maintenance: June 17 – 24
  - FHBC: Crowsnest A Compressor Station Maintenance: June 17 – 21
  - NGTL: Winchell Lake Compressor Station Maintenance: June 17 – 20
- **Capability communicated in DOP:**
  - FHBC:
    - June 17: 64 10<sup>6</sup>m<sup>3</sup>/d
    - June 18-19: 60 10<sup>6</sup>m<sup>3</sup>/d
    - June 20-24: 52 10<sup>6</sup>m<sup>3</sup>/d
- **Service Allowable:**
  - FHBC: 0% IT, Partial FT



Bulletin Date	Effective Date	Service Allowable	Comments
June 13	June 17 (08:00 MST)	FHBC: 0% IT, Partial FT	Bulletin issued
June 24	June 25 (08:00 MST)	FHBC: 100% IT, 100% FT	Maintenance completed





# 2024 Operational Outlook

(From DOP as of Wednesday, June 26)



# 2024 Outages

- All known planned outages at this time have been added to the DOP
- We will continue to make best efforts to limit changes of dates to larger impacting outages; however, Start and End Dates, Durations, Capability, Area of impact may be revised as new information becomes available or further optimization opportunities are identified

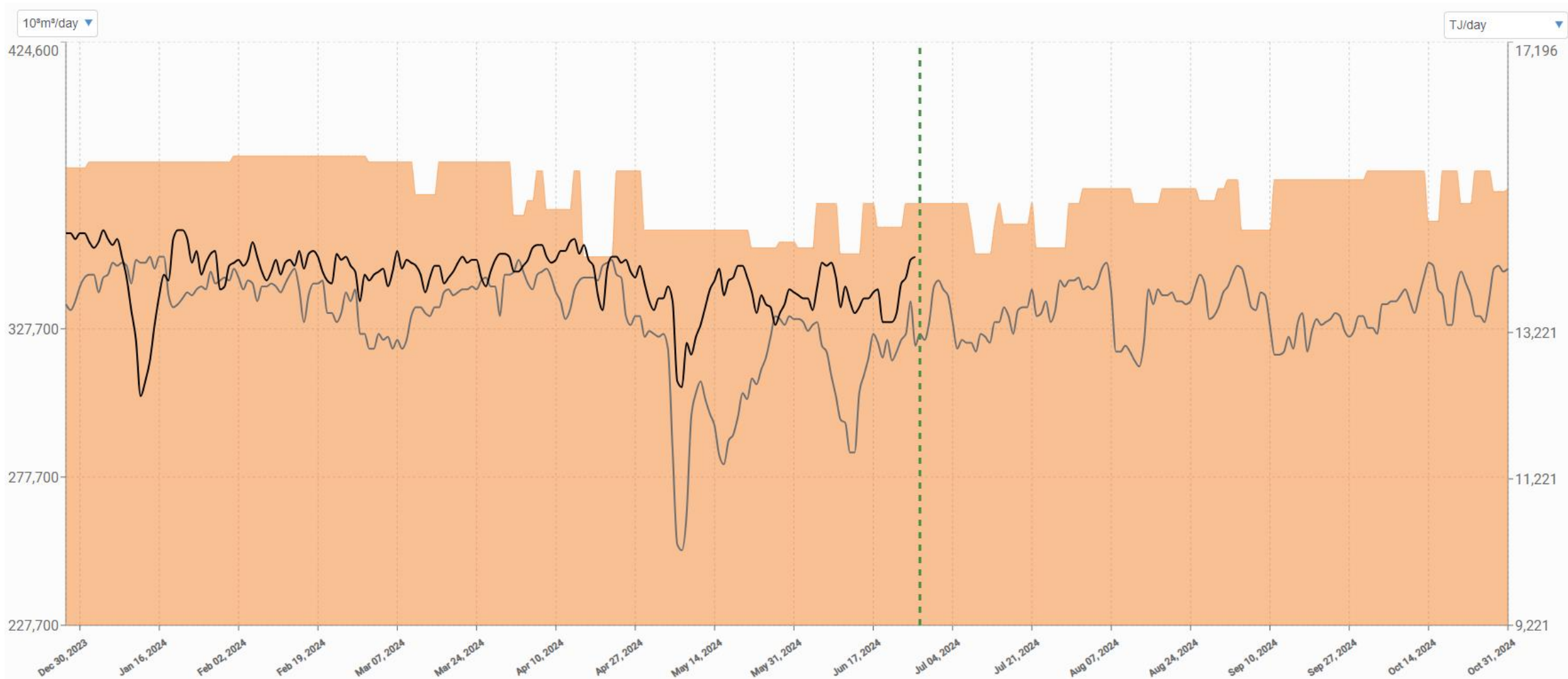
*Outages and/or maintenance work is posted to the DOP if there is reasonable expectation that the event could or will result in a change to service authorization levels.*

Optimization efforts are on-going, and we will continue to focus on safety, optimizing system capacity and minimizing outage impacts.



# Upstream James River

Capability - Actual Flow - Historical Flow



May not be accurate beyond June 27. Please refer to the DOP on TC Customer Express for current outage information.



# Upstream James River Receipt Area (USJR)

No  
impact to FT

Potential  
impact to FT

Partial  
impact to FT

Outage Description	Start	End	USJR Outage Capability (10 <sup>6</sup> m <sup>3</sup> /d)	USJR Impact (10 <sup>6</sup> m <sup>3</sup> /d)	Area Outage Capability (10 <sup>6</sup> m <sup>3</sup> /d)	Outage Area Typical Flows (10 <sup>6</sup> m <sup>3</sup> /d)	Service Allowable Location/Area
NPS 48 Tanghe Creek Loop 2 – Pipeline Maintenance	9-July-24	12-July-24	353	17	221	195 - 225	Potential impact to FT-R USJR U/S Latornell
Hidden Lake North B2 – Compressor Station Maintenance	8-July-24	13-July-24	363	7	231	195 - 225	Potential impact to FT-R USJR U/S Latornell
Paul Lake – Compressor Station Maintenance	8-July-24	12-July-24	362	8	230	195 - 225	Potential impact to FT-R USJR U/S Latornell
Groundbirch – Compressor Station Maintenance	15-Jul-24	20-Jul-24	363	7	144	125 - 145	Potential impact to FT-R Upstream Saddle Hills*
Otter Lake – Compressor Station Maintenance	22-Jul-24	28-Jul-24	355	15	223	195 - 225	Potential impact to FT-R USJR U/S Latornell
NPS 36 WAS Mainline Extension – Pipeline Maintenance	12-Aug-24	17-Aug-24	370	5	238	195 - 225	Potential impact to FT-R USJR U/S Latornell
Latornell A1 – Compressor Station Maintenance	26-Aug-24	29-Aug-24	371	4	276	230 - 260	Potential impact to FT-R USJR U/S Berland
Meikle River C – Compressor Station Maintenance	4-Sep-24	10-Sep-24	361	17	229	195 - 225	Potential impact to FT-R USJR U/S Latornell
Alces River – Compressor Station Maintenance	4-Sep-24	6-Sep-24	368	10	236	195 - 225	Potential impact to FT-R USJR U/S Latornell
Meikle River D5 – Compressor Station Maintenance	14-Oct-24	16-Oct-24	364	17	232	195 - 225	Potential impact to FT-R USJR U/S Latornell
Goodfish – Compressor Station Maintenance	21-Oct-24	23-Oct-24	370	11	238	195 - 225	Potential impact to FT-R USJR U/S Latornell
Latornell – Compressor Station Maintenance	28-Oct-24	30-Oct-24	374	7	279	230 - 260	Potential impact to FT-R USJR U/S Berland River
Latornell A2 – Compressor Station Maintenance	28-Oct-24	31-Oct-24	375	6	280	230 - 260	Potential impact to FT-R USJR U/S Berland River

\*Local area outage – if upstream Saddle Hills supply exceeds capability, the broad area restriction methodology is not expected to be effective

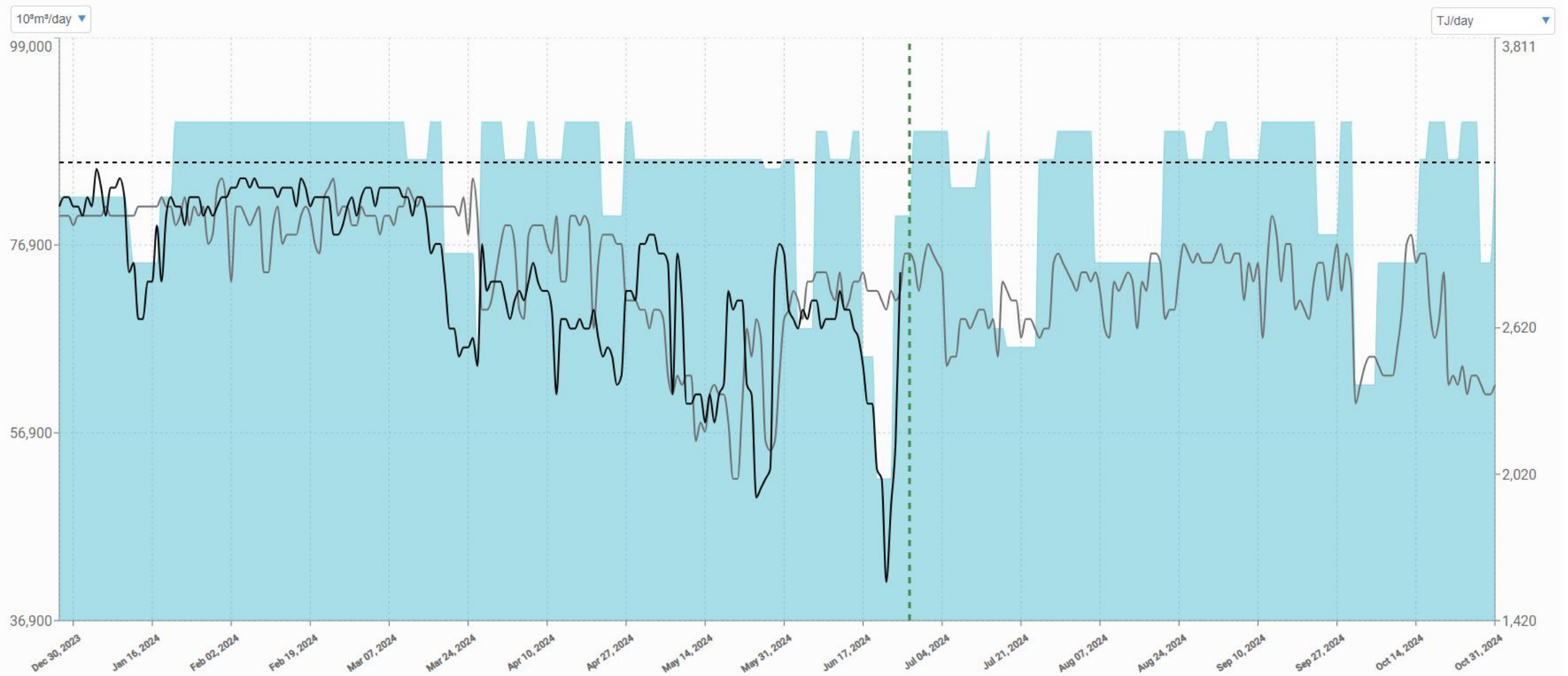
May not be accurate beyond June 27. Please refer to the DOP on TC Customer Express for current outage information.



# Alberta-B.C. Border

(includes both NGTL and Foothills BC outages)

■ Capability    - Actual Flow    - Historical Flow    - - Contracts



May not be accurate beyond June 27. Please refer to the DOP on TC Customer Express for current outage information.



# West Gate Delivery Area (WGAT)

No  
impact to FT

Potential  
impact to FT

Partial  
impact to FT

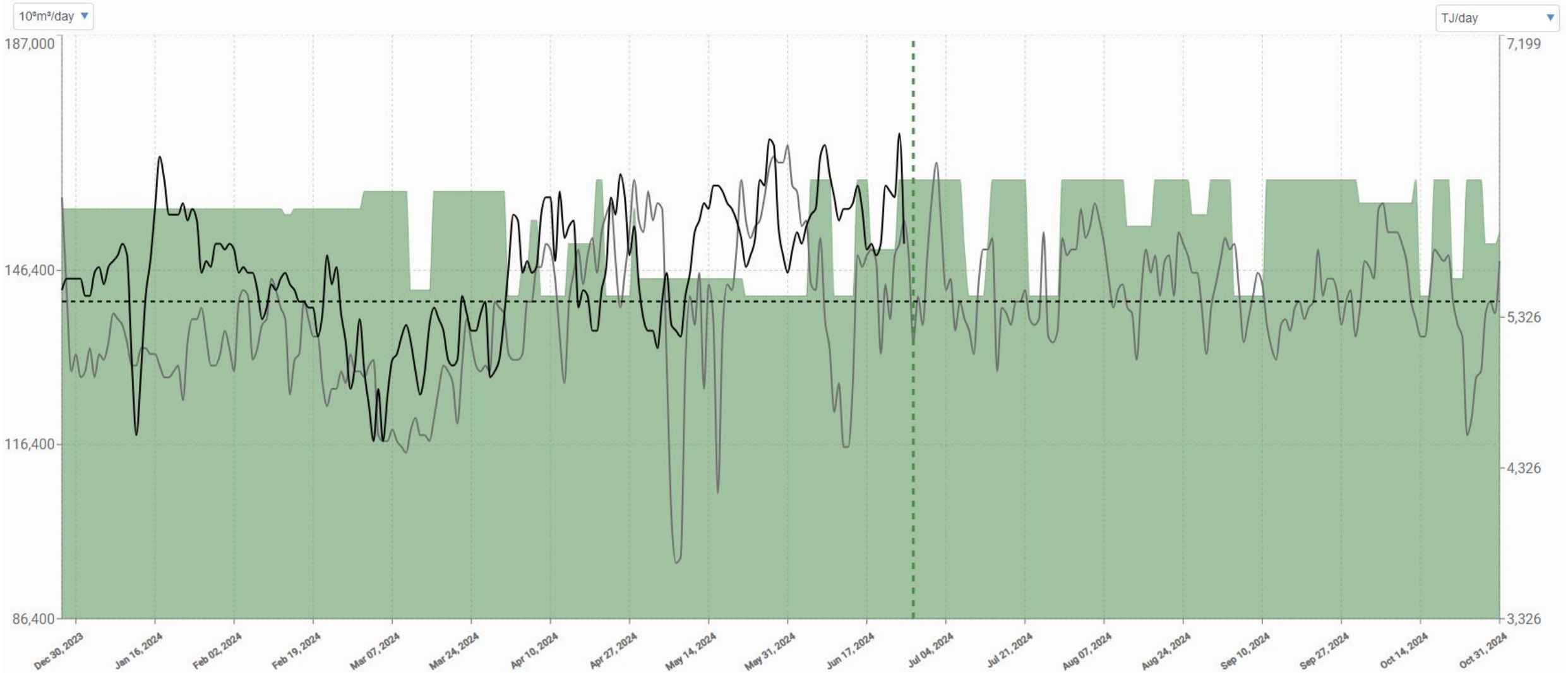
Outage Description	Start	End	Capability (10 <sup>6</sup> m <sup>3</sup> /d)	Impact (10 <sup>6</sup> m <sup>3</sup> /d)	Service Allowable Location/Area
Moyie D – Compressor Station Maintenance	24-Jun-24	27-Jun-24	80	9	Potential Impact to FT Foothills BC
NPS 36 Western Alberta System Mainline – Pipeline Maintenance	6-Jul-24	11-Jul-24	83	6	Potential Impact to FT-D Alberta/BC and Alberta/Montana Borders
Turner Valley A3 – Compressor Station Maintenance	15-Jul-24	19-Jul-24	85	4	Potential Impact to FT-D Alberta/BC and Alberta/Montana Borders
Crowsnest B – Compressor Station Maintenance	15-Jul-24	19-Jul-24	80	9	Potential Impact to FT Foothills BC
NPS 36 BC Mainline – Pipeline Maintenance	15-Jul-24	24-Jul-24	68	21	Potential Impact to FT Foothills BC
NPS 36 Western Alberta System Mainline – Pipeline Maintenance	18-Jul-24	24-Jul-24	66	23	Potential Impact to FT-D Alberta/BC and Alberta/Montana Borders Segment 22 and Partial 21
Elko – Compressor Station Maintenance	6-Aug-24	20-Aug-24	75	14	Potential Impact to FT Foothills BC
Burton Creek A3 – Compressor Station Maintenance	23-Sep-24	27-Sep-24	78	12	Potential Impact to FT-D Alberta/BC and Alberta/Montana Borders
Moyie – Compressor Station Maintenance	1-Oct-24	5-Oct-24	62	28	Potential Impact to FT Foothills BC
Turner Valley – Compressor Station Maintenance	1-Oct-24	14-Oct-24	75	15	Potential Impact to FT-D Alberta/BC and Alberta/Montana Borders Segment 22 and Partial 21
Crowsnest K – Compressor Station Maintenance	28-Oct-24	30-Oct-24	75	15	Potential Impact to FT Foothills BC

**Note:** Outages located in the USJR area show up in the WGAT table in DOP to indicate a broad area restriction could be applied to reduce flows through the bottleneck but have been excluded from this slide to avoid duplication  
May not be accurate beyond June 27. Please refer to the DOP on TC Customer Express for current outage information.



# East Gate

■ Capability    - Actual Flow    - Historical Flow    - - Contracts



May not be accurate beyond June 27. Please refer to the DOP on TC Customer Express for current outage information.



# East Gate Delivery Area (EGAT)

No  
impact to FT

Potential  
impact to FT

Partial  
impact to FT

Outage Description	Start	End	Capability (10 <sup>6</sup> m <sup>3</sup> /d)	Impact (10 <sup>6</sup> m <sup>3</sup> /d)	Service Allowable Location/Area
Crawling Valley – Compressor Station Maintenance	1-Oct-24	12-Oct-24	158	4	No impact to FT-D anticipated Empress/McNeill Borders Segments 15, 16, 17, 18, 19, 20, 23, partial 21, and partial 28

Note: Outages located in the USJR area show up in the EGAT table in DOP to indicate a broad area restriction could be applied to reduce flows through the bottleneck but have been excluded from this slide to avoid duplication

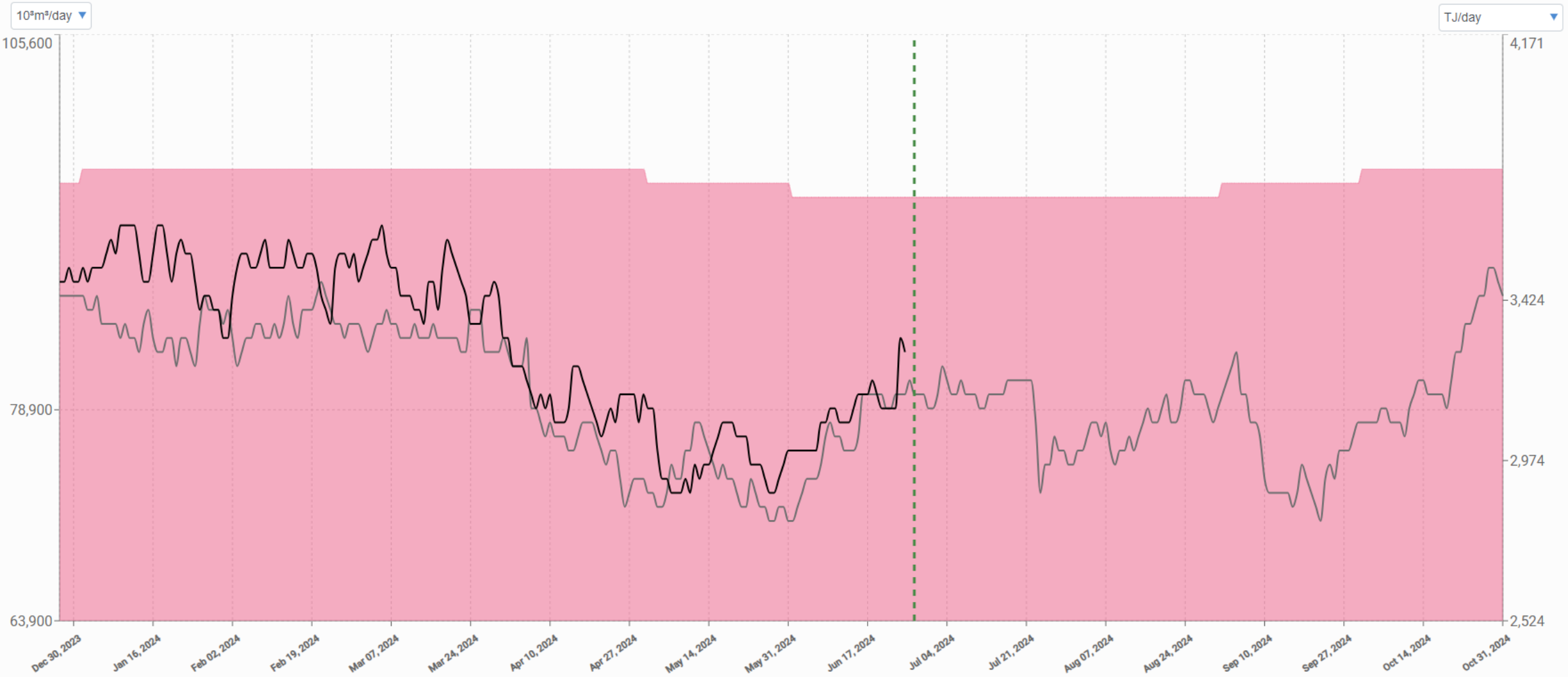
May not be accurate beyond June 27. Please refer to the DOP on TC Customer Express for current outage information.





# Oil Sands Delivery Area

■ Capability    - Actual Flow    - Historical Flow



May not be accurate beyond June 27. Please refer to the DOP on TC Customer Express for current outage information.



# Northeast Delivery Area (NEDA) Oilsands Delivery Area (OSDA)

No  
impact to FT

Potential  
impact to FT

Partial  
impact to FT

There are currently no outages planned that have potential to impact service specific to OSDA or NEDA

May not be accurate beyond June 27. Please refer to the DOP on TC Customer Express for current outage information.



# CONTACTS



## MARKETING REPS

[Customer Express Contacts  
\(tccustomerexpress.com\)](https://tccustomerexpress.com)

## NELSON JALOTJOT

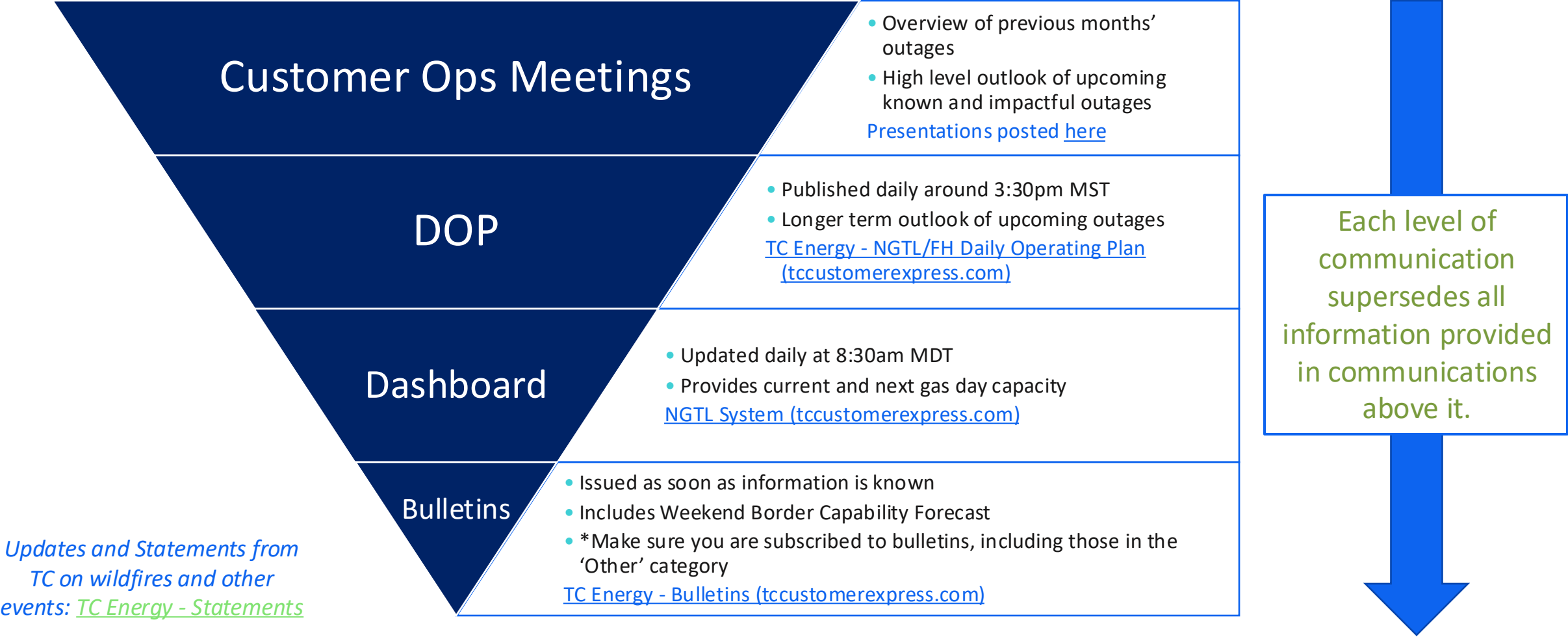
Chair, NGTL/FH Customer Ops

403.827.1039

[nelson\\_jalotjot@tcenergy.com](mailto:nelson_jalotjot@tcenergy.com)



# Outage Communication Tools: Order

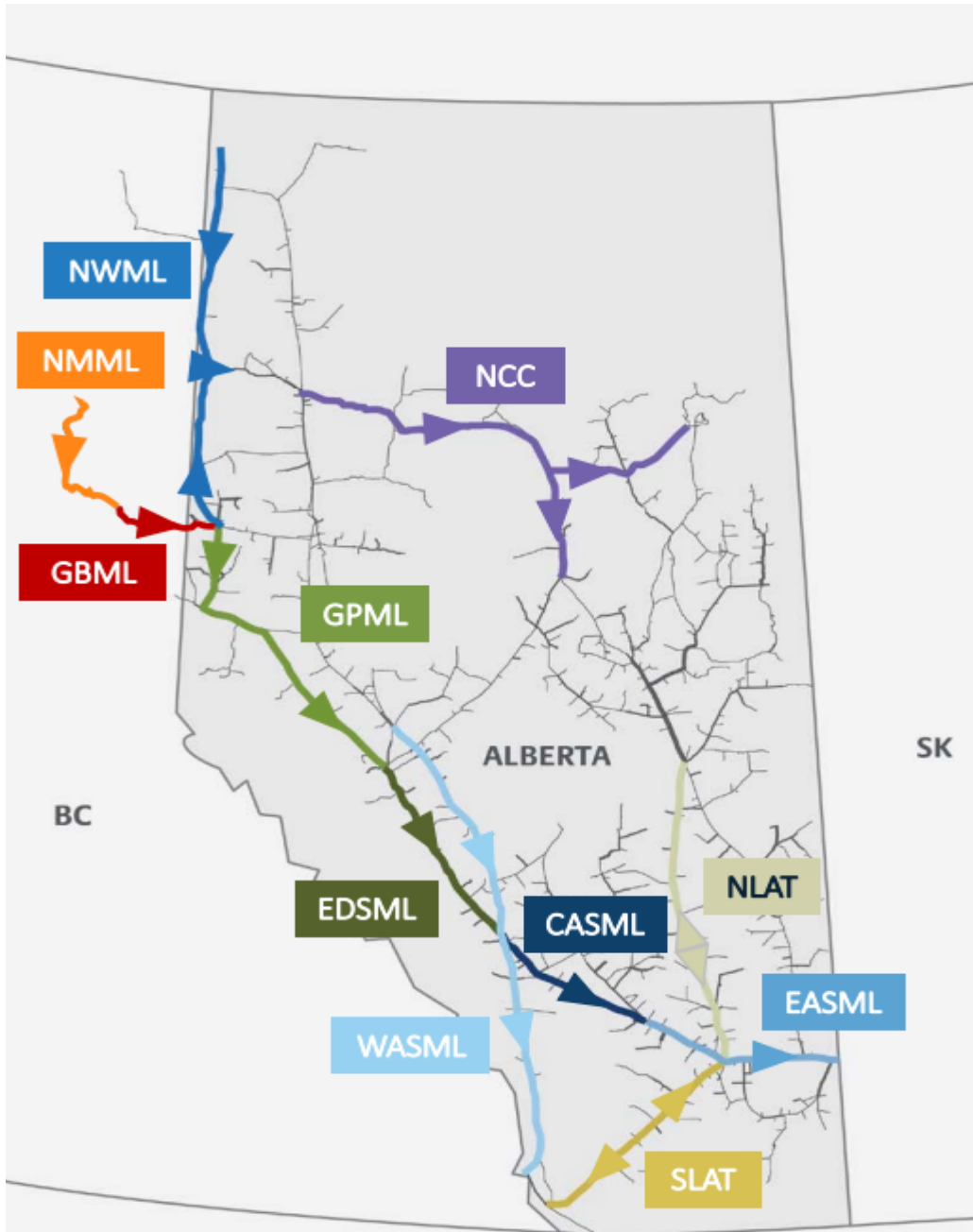


# Glossary of Terms

- ❖ **DOP:** Daily Operating Plan [DOP](#)
- ❖ **NGTL:** Nova Gas Transmission Ltd.
- ❖ **FH:** Foothills Pipeline System (BC or SK)
- ❖ **ISD:** In-Service Date
- ❖ **ILI:** Inline Inspection
- ❖ **Transportation Services**
  - ❖ **IT-R:** Interruptible Transportation - Receipt
  - ❖ **IT-D:** Interruptible Transportation - Delivery
  - ❖ **FT-R:** Firm Transportation - Receipt
  - ❖ **FT-D:** Firm Transportation - Delivery

- ❖ **Operational Areas**
  - ❖ **USJR:** Upstream James River
  - ❖ **WGAT:** West Gate
  - ❖ **EGAT:** East Gate
  - ❖ **OSDA:** Oilsands Delivery Area
  - ❖ **NEDA:** North-East Delivery Area

# Commonly Referenced Flow Paths



- North Montney Mainline (NMML)
- Groundbirch Mainline (GBML)
- Northwest Mainline (NWML)
- North Central Corridor (NCC)
- Grande Prairie Mainline (GPML)
- Edson Mainline (EDSML)
- Western Alberta System Mainline (WASML)
- Central Alberta System Mainline (CASML)
- Eastern Alberta System Mainline (EASML)
- South Lateral (SLAT)
- North Lateral (NLAT)

