

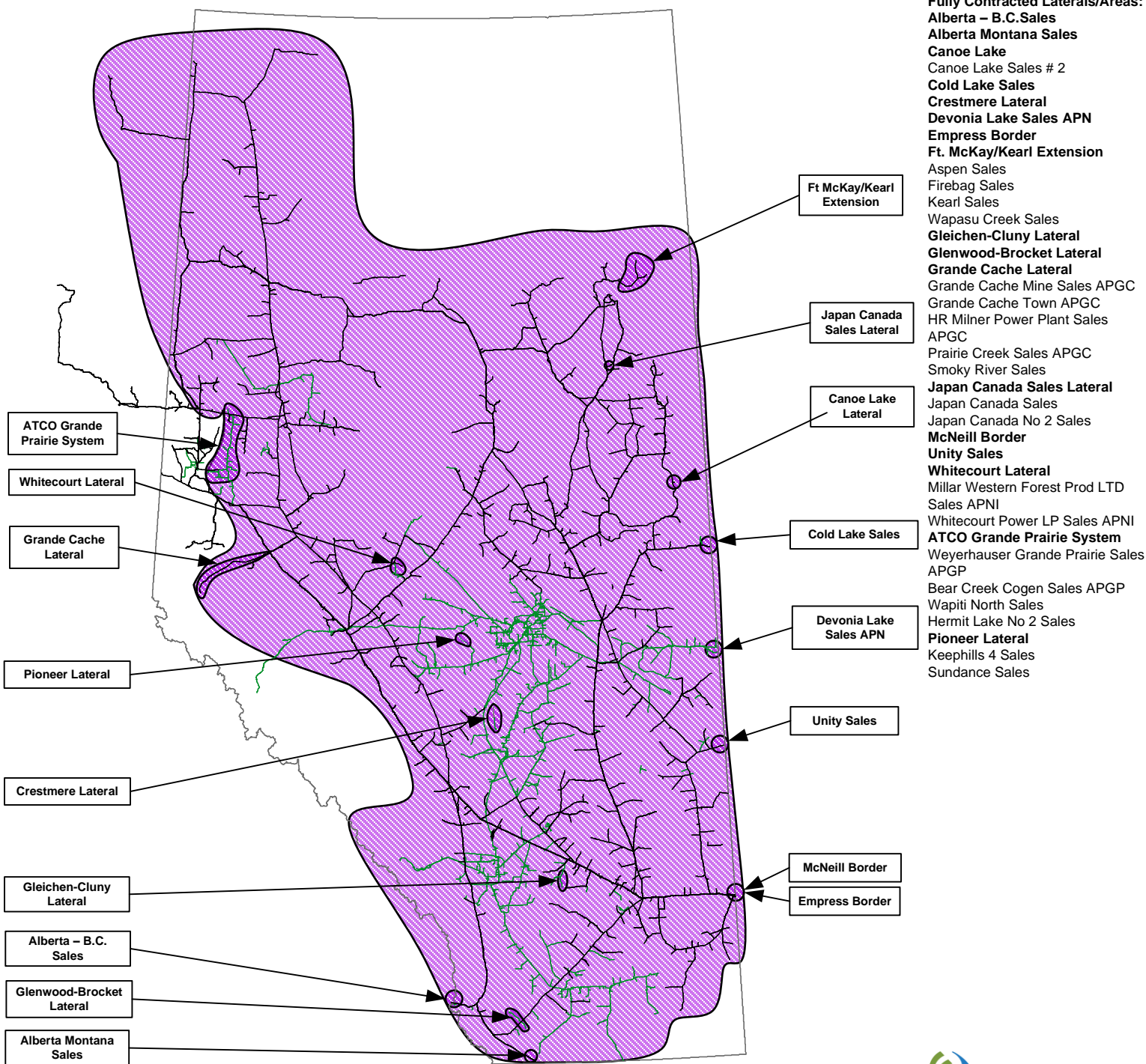


TC Energy's NGTL System FT-D Availability Map for July 2024

Note: The areas identified on this map are either Approaching Contract Capacity or Fully Contracted (see definitions below). This information is a snapshot as of July, 2024 and is subject to change. Please contact your Marketing Representative for clarification or additional information.

Approaching Contract Capacity*  + 95%
Fully Contracted Areas** 



Approaching Contract Capacity*	Contracts are greater than 95% of the area or facility capability.
Fully Contracted**	Area is fully contracted. Firm Transfers allowed within restricted area as per the hydraulic evaluation. New requests for Firm Transportation service will be held pending availability of Area capacity. For additional information refer to the Informational Postings on Customer Express, Project Area Receipt and Delivery Capacity Update. Last Updated: July 2, 2024

Capacity within any portion of the NGTL System can become fully contracted at any time and without prior notice. NGTL encourages customers to review their future FT requirements to ensure their FT levels align with their expected flow requirements. New changes to the fully contracted stations list this month are identified in red.