

NGTL System and Foothills Pipelines Ltd.

CUSTOMER OPERATIONS MEETING

MAY 4, 2023

FOR INFORMATIONAL PURPOSES ONLY

Welcome and Thank You for Joining Us

Participating via WebEx:

- Please sign-in through WebEx application including your full name and company
- To reduce background noise and improve audio quality, all WebEx participants will be placed on mute when entering the meeting
- Please submit your questions via using the raise hand function and coming off mute or the chat function and we will answer at the best possible opportunity



FATIGUE is dangerous to an employee's health and wellbeing, and can have a negative impact on their work performance.

Tips for improving your sleep quality and quantity include:



Make a cave

Your sleep environment should be cool, dark, and quiet. Use light blocking shades, sound machines, and earplugs, to create your own "cave".



Have a routine

Keep your awake time consistent and ensure you have a bedtime that will allow you to get the recommended 7-9 hours of sleep. Create a relaxing pre-sleep routine; this can include taking a bath, reading a book, or practicing relaxation exercises.



Beware of light exposure

Exposure to sunlight during the day and darkness at night helps maintain a healthy sleep-wake cycle. Limit exposure to bright light for at least 30 minutes before bed; this includes electronic devices, such as phones and tablets.

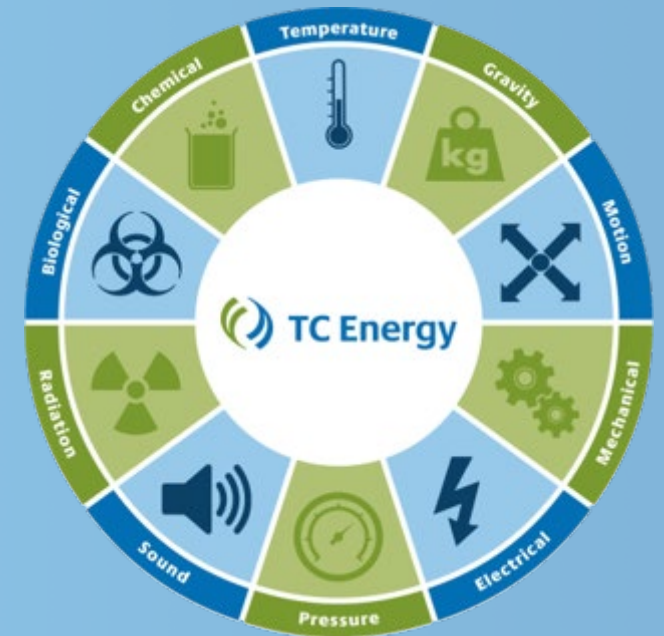


Exercise regularly

Engaging in at least 30 minutes of moderate aerobic exercise during the day can improve your sleep quality that same night!

FIT FOR DUTY

An employee is in a state to perform work safely.



Forward Looking Information

This presentation includes certain forward-looking information. Statements that are forward-looking are based on certain assumptions and on what we know and expect today and generally include words like anticipate, expect, believe, may, will, should, estimate or other similar words.

The information provided is for informational purposes only and is not to be relied upon for any other purpose whatsoever. The information is based upon certain assumptions that may or may not be accurate, and therefore is subject to various risks and uncertainties. TC Energy shall not be liable for damages sustained as a result of any use or reliance on such information.

The outages listed in this presentation are not an exhaustive list. Outage date, duration, and impact may be subject to change. Refer to the Daily Operating Plan (DOP) for all planned outages with potential service impact.

No
impact to FT

Refers to outage periods where FT impact is not expected

Potential
impact to FT

Refers to outage periods where there is potential of FT impact

Partial
impact to FT

Refers to outage periods where FT impact is expected



Important Notes



Outage information in this presentation may not be accurate beyond the May 4, 2023 NGTL/Foothills Customer Operations (WebEx only) meeting

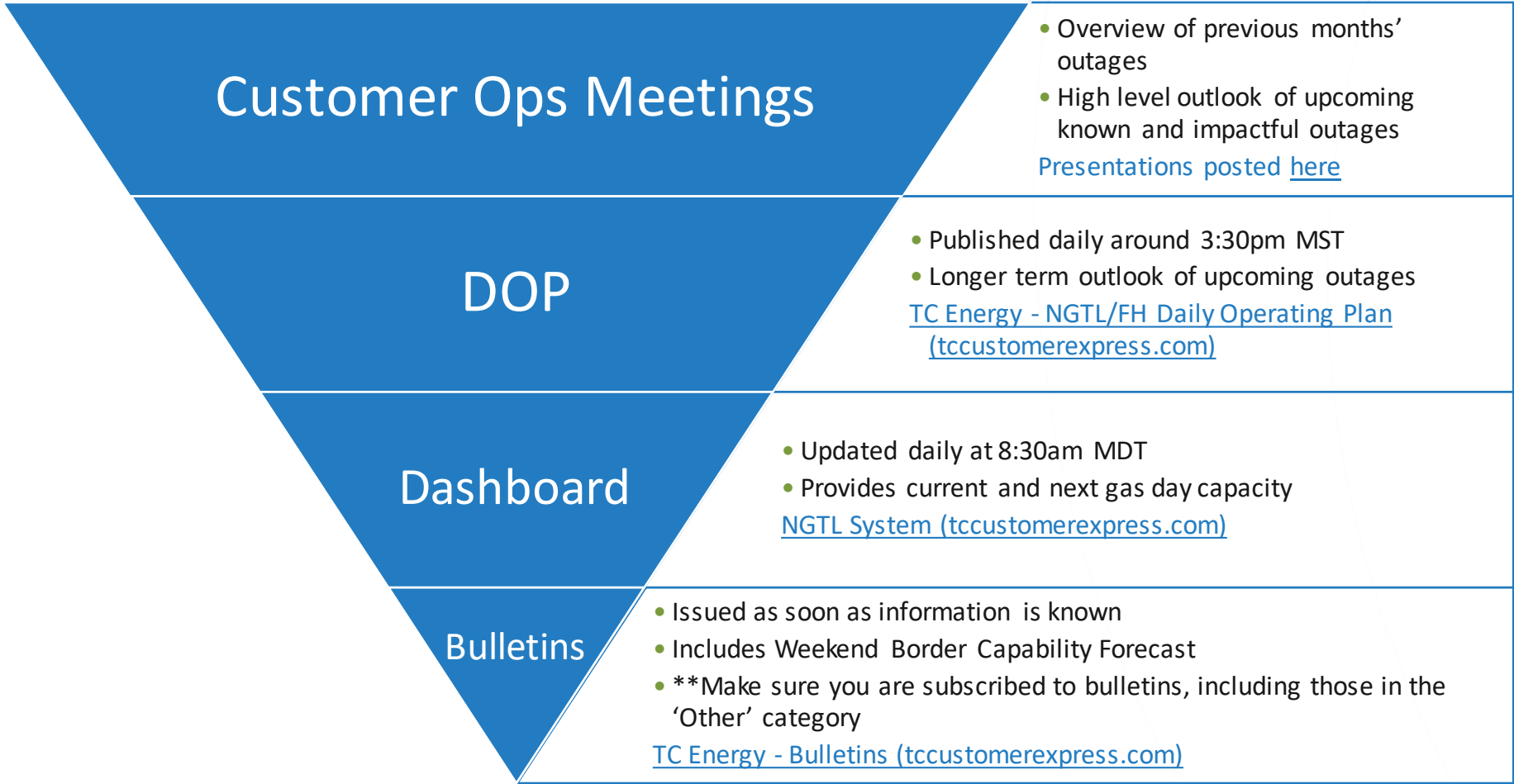


For current outage and capability information, please refer to the most recent Daily Operating Plan ([DOP](#)), the [Dashboard](#) and [bulletins](#)



This meeting covers operational and project-related topics that impact operations on the NGTL and Foothills systems. For information on focused Commercial and Regulatory topics, please contact your [Marketing Representative](#)

Outage Communication Tools – Order



Each level of communication supersedes all information provided in communications above it.



NCE Project vs NCC ILI Bulletins

North Corridor Expansion Project



NGTL Non-Critical Notice

Notice Type: Project Update

Effective Start Date Time: May 03, 2023 06:41 CCT

Subject: NGTL North Corridor Expansion Project Update

North Corridor Expansion Project Update

NOVA Gas Transmission Ltd. (NGTL) is providing an update on the North Corridor Expansion Project (Project). NGTL continues to progress activities to bring the Project in-service and the Project remains on track to be in-service over the next 2-6 days. A detailed update on the Project will be provided at the Customer Operations Meeting on Thursday May 4.

NGTL will provide an updated notification as soon as confirmation of in-service date for the Project is available.

Notifies about ISD for upcoming expansion project.

NPS 42 North Central Corridor Pipeline Maintenance



NGTL Non-Critical Notice

Notice Type: Capacity Constraint

Effective Start Date Time: May 02, 2023 17:00 CCT

Subject: Update: NPS 42 North Central Corridor Pipeline Maintenance

Planned maintenance on the NPS 42 North Central Corridor (18826772) is expected to be completed as scheduled and other planned facility maintenance work is expected to be returned to service over the day tomorrow. NGTL will provide an update prior to 07:00 MST on May 4, 2023.

Notifies on service availability impact caused by maintenance work.



Agenda

1. Project Updates
2. Review of April Operations
3. Review of Upcoming DOP Outages



Project Updates

FOR INFORMATIONAL PURPOSES ONLY

MAY 2023

Project Updates – ISD Summary (since Apr. 4, 2023 update)

NGTL Projects:	
2021 NGTL Expansion	In Service
Edson Mainline Expansion	In Service
North Corridor Expansion	North Star, Bear Canyon, Red Earth (In Service) Hidden Lake North U/A (ISD imminent May, 2023) <i>*change since last update</i>
Intra-Basin Expansion	Sunrise (In Service) <i>*change since last update</i> Saturn (ISD Nov 2023) Saddle Hills U/A (ISD April 2024) Emerson Creek C/S (ISD April 2024)
WestPath 2022/2023	Raven (In Service) ABC (In Service) Turner Valley, Lundbreck and Longview (ISD Nov 2023)
FH Projects:	
Yahk Section Loop	In Service
Elko Section Loop	ISD Nov 2023 <i>*risk of 50% capacity achieved by Nov 2023 (slide 13 for further details)</i>

Availability of capacity remains subject to: Ground conditions, weather & road access/conditions, heated labour market, environmental and regulatory requirements and LTO approval by the CER



Other Project Updates – NGTL (since Apr. 4, 2023 update)

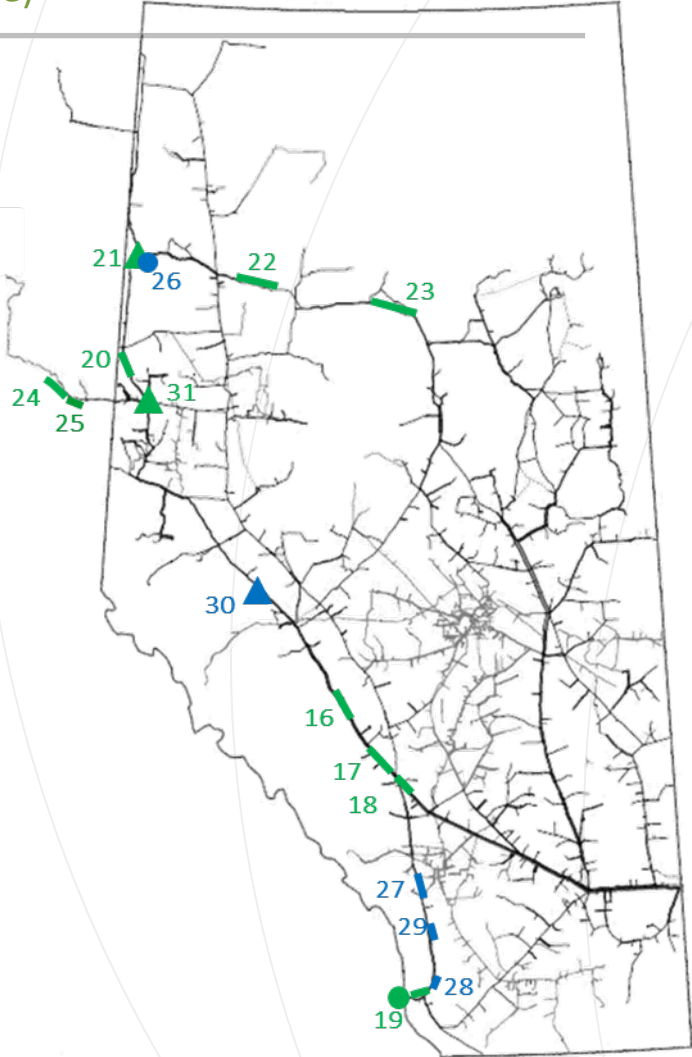
Edson Mainline Expansion

- Facilities in-service (Map I.D.# 16, 17, 18)

North Corridor Expansion

- ISD imminent in May, 2023
 - All sections are required to be in service for full NCE capacity

North Star (Map I.D.# 22)	In-service January 19, 2023
Bear Canyon (Map I.D.# 20)	In-service March 22, 2023
Red Earth (Map I.D.# 23)	In-service March 29, 2023
Hidden Lake North U/A (Map I.D.# 21) ISD imminent in May, 2023	<ul style="list-style-type: none"> LTO approval granted on Feb. 24 Suction valve was leaking and resulted in a delay of 12 days Wet commissioning completed A number of items were identified after the performance run was completed that needed to be addressed prior to placing the unit into service to ensure the unit operates safely and reliably. The team is currently diagnosing, troubleshooting and correcting these conditions. 1 remaining item to be completed.



Other Project Updates – NGTL (since Apr. 4, 2023 update)

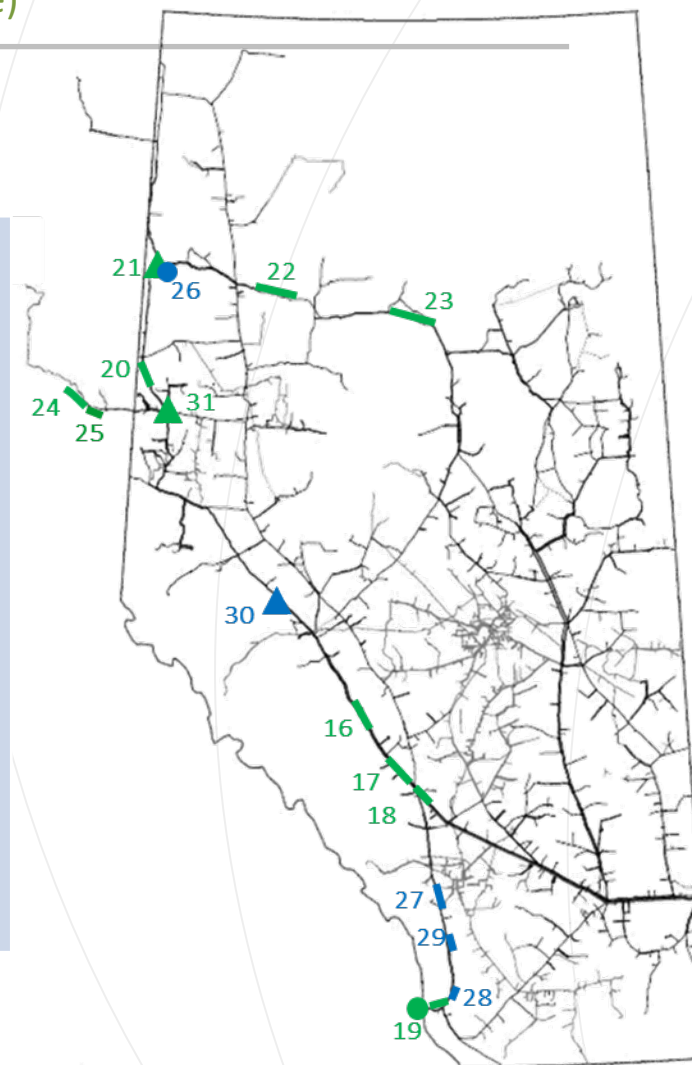
Intra-Basin Expansion

Sunrise (Map I.D. # 24) In-service April 16, 2023	LTO received on April 14
Saturn (Map I.D. # 25) ISD November 2023	Mainline construction to start in summer 2023
Emerson Creek C/S (Map I.D. #30) ISD April 2024	39% construction complete, on track.
Saddle Hills U/A (Map I.D. #31) ISD April 2024	Field construction continues, on track.

West Path 2023

Turner Valley (Map I.D. # 27)
Lundbreck (Map I.D. # 28)
Longview (Map I.D. # 29)
 ISD November 2023

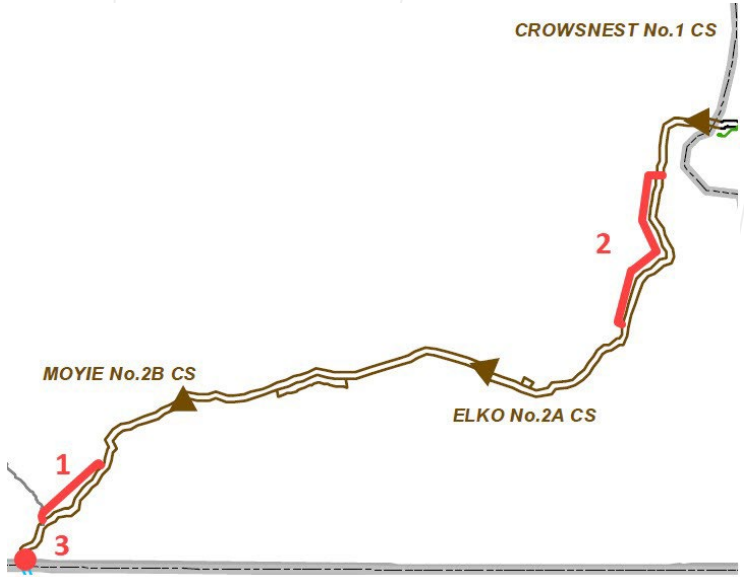
- All outstanding land rights have been secured.
- Mainline construction to commence for all sections in June 2023.
- Waiting for approval on one compliance condition from the CER. Potential for delays to start of construction if approval is not received before June 1.
- All other permits have been acquired.



Other Project Updates – FH (since Apr. 4, 2023 update)

West Path 2022/2023

<p>Yahk (Map I.D. #1) In-Service Mar. 17, 2023</p>	
<p>Elko (Map I.D. #2) ISD November 2023</p>	<ul style="list-style-type: none"> • Clearing at watercourse crossings and remaining blasting activities have commenced. • Awaiting approval for middle valve from the CER. Request for approval for June. 1. • As a contingency, if this valve is installed, it will achieve 50% of the incremental FH capacity by Nov. 1, 2023 if 100% cannot be achieved safely by that date due to construction challenges.



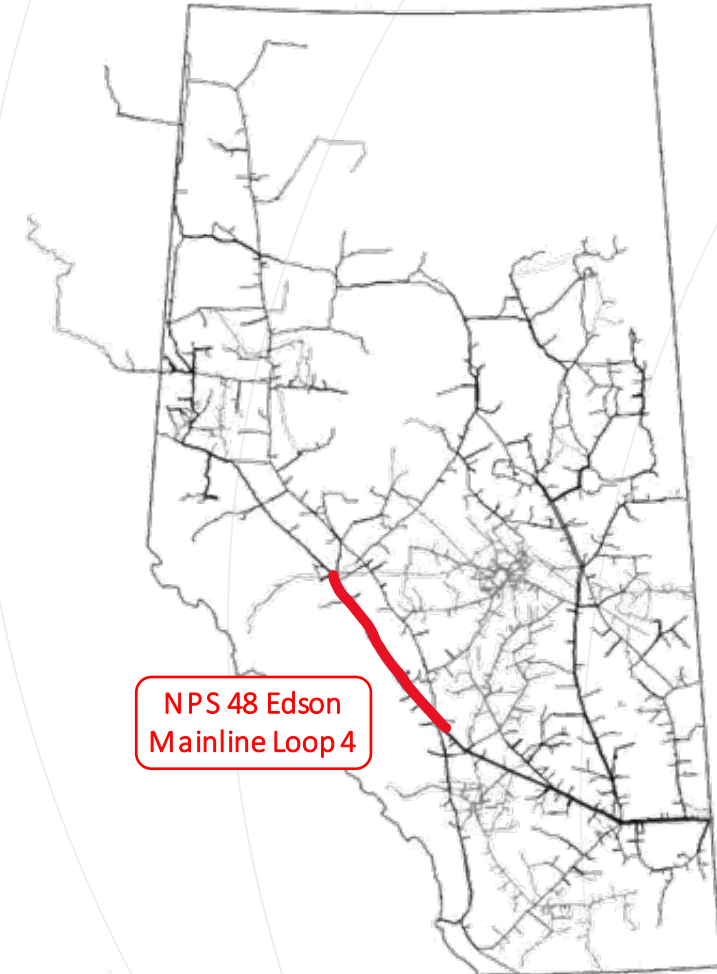
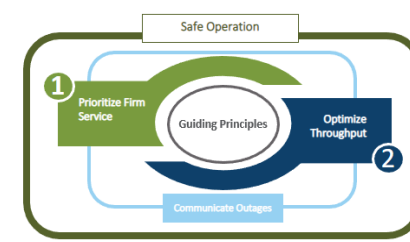
Review of April Operations

NPS 48 Edson Mainline Loop 4 – Pipeline Maintenance

Background:

- Planned:
 - NPS 48 Edson Mainline Loop 4 Pipeline Maintenance: April 11 – 15
- Capability communicated in DOP:
 - USJR: 352 10⁶m³/d
 - EGAT: 142 10⁶m³/d
- Service Allowable: 0% IT-R, 100% FT-R (USJR)

Bulletin Date	Effective Date	Service Allowable	Comments
Apr 5	April 10 (21:00 MST)	0% IT-R, 100% FT-R (USJR)	Bulletin Issued
Apr 13	April 16 (08:00 MST)	10% IT-R, 100% FT-R (USJR)	NPS 48 Edson Mainline Loop 4 Maintenance completed as scheduled

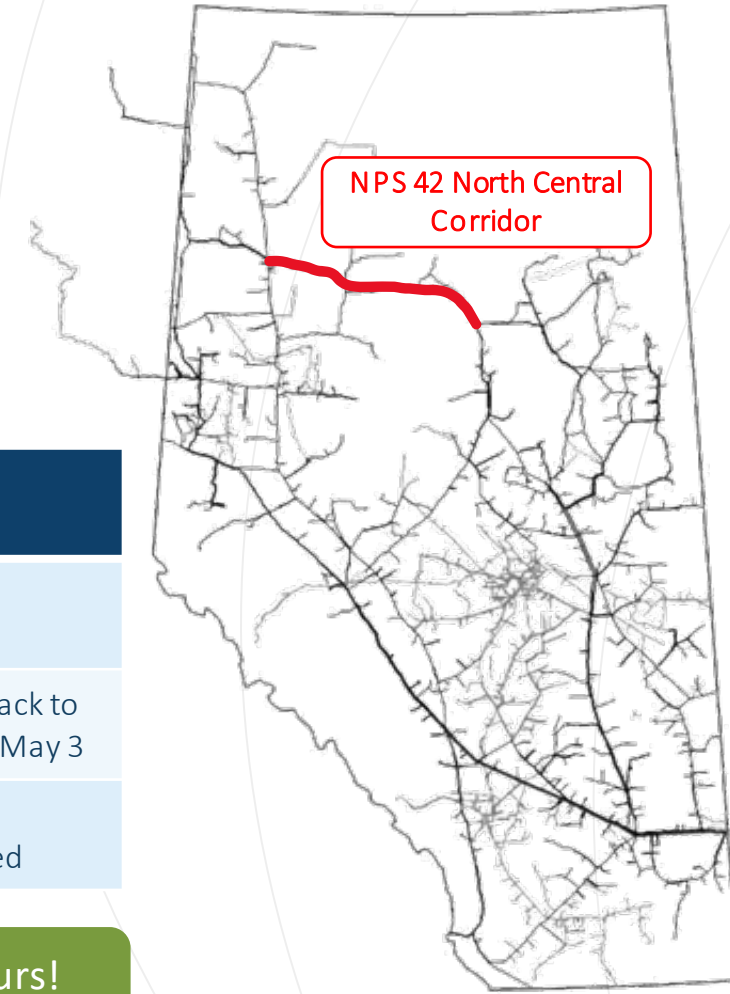
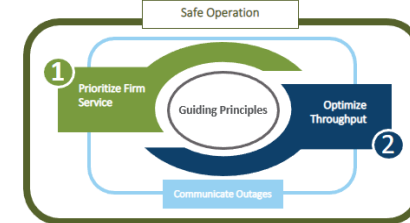


NPS 42 North Central Corridor – Pipeline Maintenance

Background:

- Planned:
 - NPS 42 North Central Corridor Pipeline Maintenance: April 25 – May 3
- Capability communicated in DOP:
 - USJR: 336 10⁶m³/d (208 10⁶m³/d Upstream Latornell)
 - OSDA/NEDA: 77/120 10⁶m³/d
- Service Allowable:
 - USJR: 0% IT-R, 79% FT-R (Upstream Latornell)
 - OSDA/NEDA: 0% IT-D, 100% FT-D

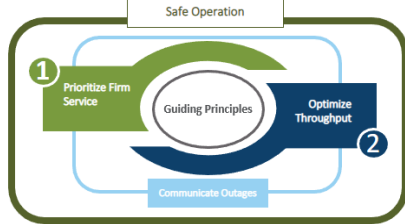
Bulletin Date	Effective Date	Service Allowable	Comments
Apr 20	April 25 (08:00 MST)	USJR: 0% IT-R, 79% FT-R (Upstream Latornell) NEDA: 0% IT-D, 100% FT-D	Bulletin Issued
May 2		USJR: 0% IT-R, 79% FT-R (Upstream Latornell) NEDA: 0% IT-D, 100% FT-D	Update: Planned maintenance on track to return to service over the course of May 3
May 3	May 4 (08:00 MST)	USJR: 0% IT-R, 100% FT-R NEDA: 100% IT-D, 100% FT-D	NPS 42 North Central Corridor Maintenance completed as scheduled



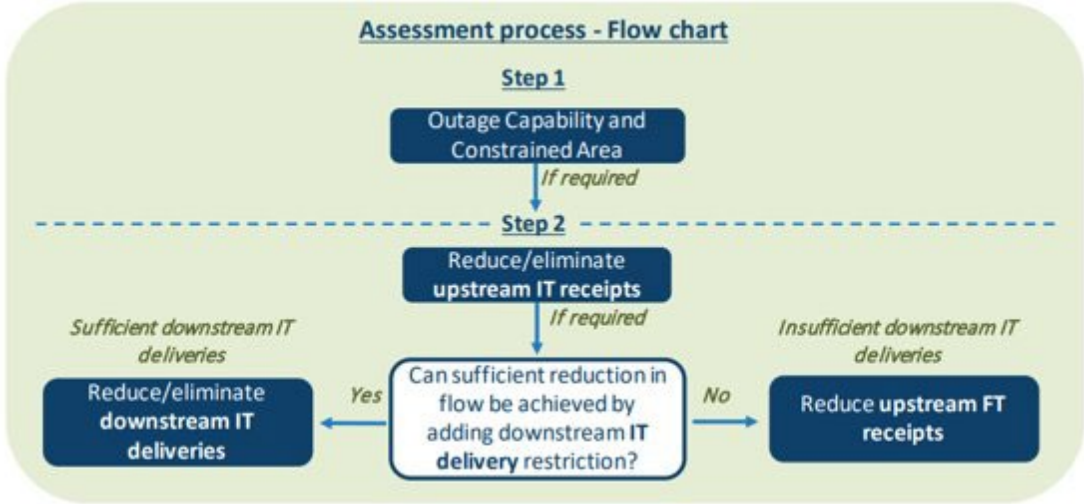
Thank you to those that submitted PTA information and made efforts to align work with ours!



Service Restriction Protocol



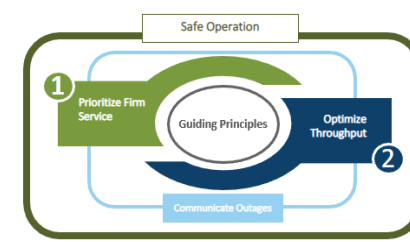
- System utilization continues to be high. Whether or not a broad area IT-D restriction will be adequate to manage flows through the bottleneck is highly dependent on customer behaviors and resulting system and contract utilization at the time
- Leading into the outage, if a broad area restriction is not expected to appropriately manage flow through the bottleneck:
 - An upstream FT-R restriction could be utilized
 - EGAT could remain unrestricted (the outage would be removed from the EGAT and WGAT tables and charts in DOP)
- We will continue to follow our guiding principles and established protocol of first curtaining all IT services prior to curtailing FT services



We will continue to monitor and evaluate the circumstances leading into each outage to ensure prioritization of firm service



USJR Authorization Level



Why hasn't the USJR allowable increased when USJR flows appear to be lower than capability?



NGTL Field Receipts (Current System Report)

Unsteady Flows

- Cycle of daytime lows and overnight peaks
- Overnight peaks at or near capacity
- DOP chart only shows a daily average flow

All available capacity is being authorized!

Some shippers are choosing not to fully utilize the authorized capacity for a portion of the day resulting in the perception from the DOP charts that USJR capacity is being held back or is overstated



Review of DOP Outages

From DOP as of Wednesday May 3

2023 Outages

- All known planned outages at this time have been added to the DOP
- Start and End Dates, Durations, Capability, Area of impact may be revised as new information becomes available or further optimization opportunities are identified

Outages and/or maintenance work is posted to the DOP if there is reasonable expectation that the event could or will result in a change to service authorization levels.

Optimization efforts are on going and we will continue to focus on safety, optimizing system capacity, and minimizing outage impacts.

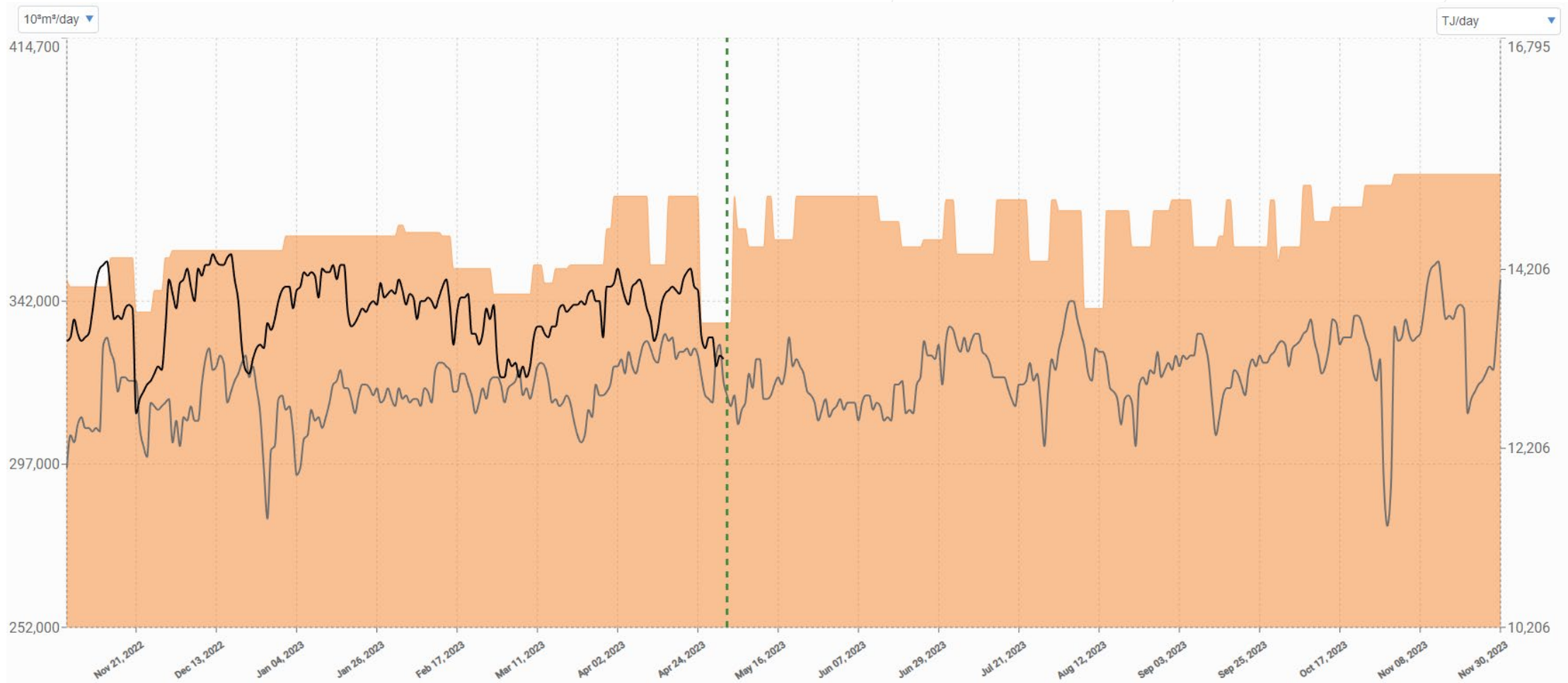
Daily Operating Plan (DOP) – Facility Assumptions

Date	Expansion Facilities
In-service in April/May	<p>Intra-basin Expansion:</p> <ul style="list-style-type: none"> • Groundbirch Mainline Loop (Sunrise) <p>North Corridor Expansion:</p> <ul style="list-style-type: none"> • Hidden Lake North Unit Addition
November 2023	<p>Intra-basin Expansion:</p> <ul style="list-style-type: none"> • Groundbirch Mainline Loop (Saturn) <p>2023 West Path:</p> <ul style="list-style-type: none"> • WASML Loop 2 (Turner Valley), WASML Loop 2 (Lundbreck), WASML Loop 2 (Longview) <p>Foothills BC Expansion:</p> <ul style="list-style-type: none"> • BC Mainline Loop 2 (Elko)



Upstream James River

Capability - Actual Flow - Historical Flow



This slide may not be accurate beyond the May 4 NGTL/Foothills Customer Operations meeting on WebEx. Please refer to the DOP on TC Customer Express for current outage information



Upstream James River Receipt Area (USJR)

No
impact to FT

Potential
impact to FT

Partial
impact to FT

Outage Description	Start	End	USJR Outage Capability (10 ⁶ m ³ /d)	USJR Impact (10 ⁶ m ³ /d)	Area Outage Capability (10 ⁶ m ³ /d)	Outage Area Typical Flows (10 ⁶ m ³ /d)	Service Allowable Location/Area
NPS 48 Grande Prairie Mainline Loop 2 – Pipeline Modifications	5-May-23	12-May-23	362	9	N/A	320 - 350	Potential impact to FT-R USJR
Gold Creek – Compressor Station Maintenance	8-May-23	12-May-23	357	14	248	200 - 230	Potential impact to FT-R USJR U/S Berland*
Swartz Creek – Compressor Station Maintenance	15-May-23	20-May-23	359	12	N/A	320 - 350	Potential impact to FT-R USJR
Saddle Hills B3 – Compressor Station Maintenance	19-Jun-23	24-Jun-23	357	14	229	180 - 220	Potential impact to FT-R USJR U/S Latornell
Latornell – Compressor Station Maintenance	25-Jun-23	30-Jun-23	359	12	N/A	320 - 350	Potential impact to FT-R USJR
NPS 36 Grande Prairie Mainline – Pipeline Maintenance	4-Jul-23	14-Jul-23	355	15	N/A	320 - 350	Potential impact to FT-R USJR
Meikle River C – Compressor Station Maintenance	24-Jul-21	28-Jul-23	353	17	226	180 - 220	Potential impact to FT-R USJR U/S Latornell
NPS 36 Northwest Mainline Loop – Pipeline Maintenance	25-Jul-23	29-Jul-23	353	17	226	180 - 220	Potential impact to FT-R USJR U/S Latornell
Nordegg B3 & B5 – Compressor Station Maintenance	8-Aug-23	12-Aug-23	346	21	N/A	320 - 350	Potential impact to FT-R USJR
NPS 36 WAS Mainline Extension – Pipeline Maintenance	8-Aug-23	13-Aug-23	340	27	N/A	320 - 350	Potential impact to FT-R USJR

**Risk to FT-R expected to be within a subset of USJR only. If adequate downstream IT-D/IT-S exists to offset an FT-R curtailment, area of IT-D/IT-S curtailment could include portions of segments 7, 8, and 9 based on hydraulic equivalency analysis and location of the bottleneck*

This slide may not be accurate beyond the May 4 NGTL/Foothills Customer Operations meeting on WebEx. Please refer to the DOP on TC Customer Express for current outage information



Upstream James River Receipt Area (USJR)

No impact to FT

Potential impact to FT

Partial impact to FT

Outage Description	Start	End	USJR Outage Capability (10 ⁶ m ³ /d)	USJR Impact (10 ⁶ m ³ /d)	Area Outage Capability (10 ⁶ m ³ /d)	Outage Area Typical Flows (10 ⁶ m ³ /d)	Service Allowable Location/Area
Alces River – Compressor Station Maintenance	21-Aug-23	26-Aug-23	357	10	230	180 - 220	Potential impact to FT-R USJR U/S Latornell
Otter Lake – Compressor Station Maintenance	7-Sep-23	13-Sep-23	357	13	230	180 - 220	Potential impact to FT-R USJR U/S Latornell
NPS 24 North Central Corridor – Pipeline Maintenance	7-Sep-23	15-Sep-23	360	10	233	180 - 220	Potential impact to FT-R USJR U/S Latornell
Saddle Hills B3 – Compressor Station Maintenance	18-Sep-23	27-Sep-23	357	13	230	180 - 220	Potential impact to FT-R USJR U/S Latornell
Meikle River D5 – Compressor Station Maintenance	30-Sep-23	6-Oct-23	353 (Sep) 357 (Oct)	17	226	180 - 220	Potential impact to FT-R USJR U/S Latornell
Clearwater – Compressor Station Maintenance	10-Oct-23	14-Oct-23	364	10	N/A	320 - 350	Potential impact to FT-R USJR
Latornell A1 – Compressor Station Maintenance	10-Oct-23	23-Oct-23	368	6	N/A	320 - 350	Potential impact to FT-R USJR

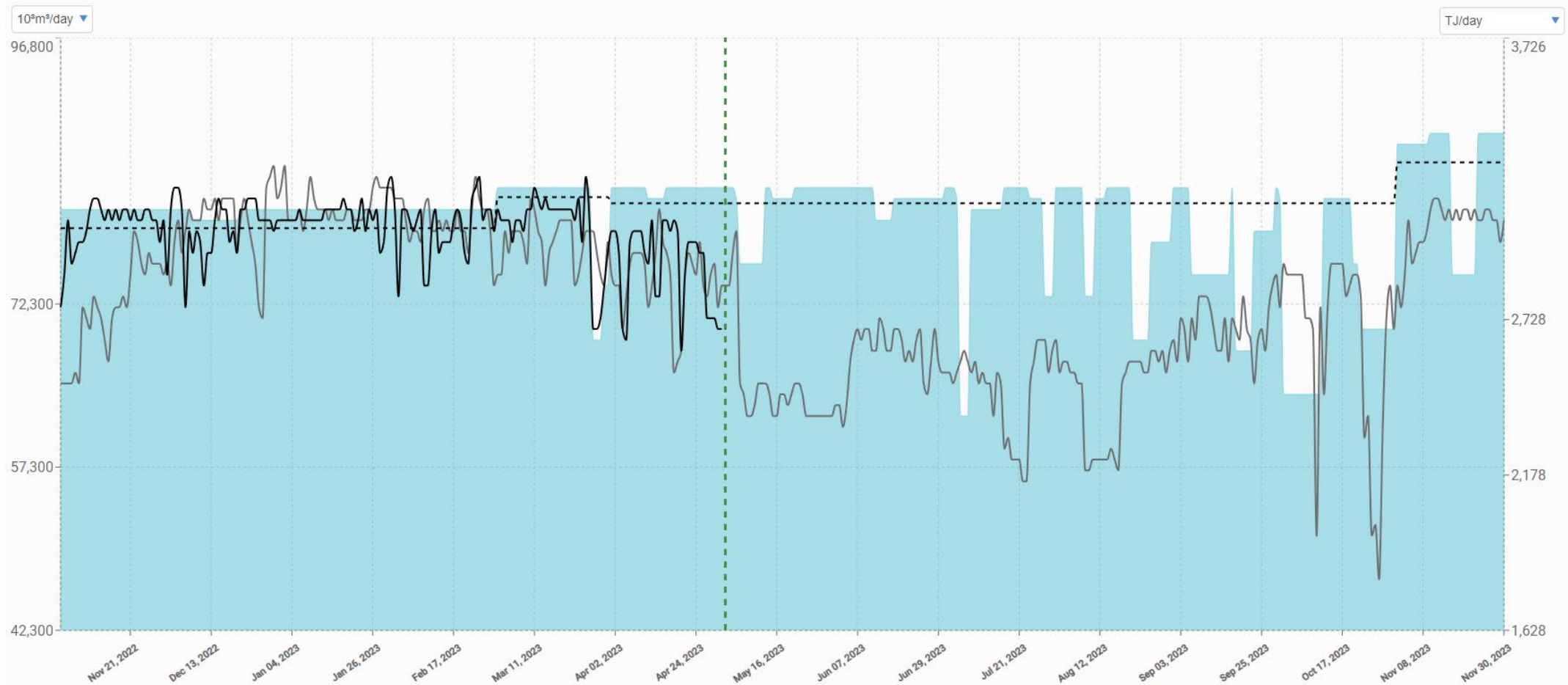
This slide may not be accurate beyond the May 4 NGTL/Foothills Customer Operations meeting on WebEx. Please refer to the DOP on TC Customer Express for current outage information



Alberta-B.C. Border

(includes both NGTL and Foothills BC outages)

■ Capability
 — Actual Flow
 - - Historical Flow
 - - Contracts



This slide may not be accurate beyond the May 4 NGTL/Foothills Customer Operations meeting on WebEx.
 Please refer to the DOP on TC Customer Express for current outage information



West Gate Delivery Area (WGAT)

No
impact to FT

Potential
impact to FT

Partial
impact to FT

Outage Description	Start	End	Capability (10 ⁶ m ³ /d)	Impact (10 ⁶ m ³ /d)	Service Allowable Location/Area
NPS 42 Western Alberta System Mainline Loop – Pipeline Maintenance	6-May-23	12-May-23	76	7	Potential Impact to FT-D Alberta/BC and Alberta/Montana Borders Segment 22 and Partial 21
NPS 36 FPL Zone 8 Segment 2 – Pipeline Maintenance	12-Jun-23	16-Jun-23	80	3	Potential Impact to FT Foothills BC
Crowsnest A – Compressor Station Maintenance	5-Jul-23	7-Jul-23	62	21	Potential Impact to FT Foothills BC
NPS 36 Western Alberta System Mainline – Pipeline Modifications	5-Jul-23	16-Jul-23	81	2	Potential Impact to FT-D Alberta/BC and Alberta/Montana Borders
NPS 42 Western Alberta System Mainline Loop – Pipeline Maintenance	28-Jul-23	30-Jul-23	73	10	Potential Impact to FT-D Alberta/BC and Alberta/Montana Borders
Winchell Lake – Compressor Station Maintenance	8-Aug-23	10-Aug-23	73	10	Potential Impact to FT-D Alberta/BC and Alberta/Montana Borders Segment 22 and Partial 21
Moyie – Compressor Station Maintenance	21-Aug-23	25-Aug-23	69	14	Potential Impact to FT Foothills BC
Winchell Lake A2 – Compressor Station Maintenance	21-Aug-23	25-Aug-23	81	2	Potential Impact to FT-D Alberta/BC and Alberta/Montana Borders Segment 22 and Partial 21
NPS 36 FPL Zone 8 Segment 2A – Pipeline Maintenance	26-Aug-23	31-Aug-23	78	5	Potential Impact to FT Foothills BC

Note: Outages located in the USJR area show up in the WGAT table in DOP to indicate a broad area restriction could be applied to reduce flows through the bottleneck but have been excluded from this slide to avoid duplication

This slide may not be accurate beyond the May 4 NGTL/Foothills Customer Operations meeting on WebEx.
Please refer to the DOP on TC Customer Express for current outage information



West Gate Delivery Area (WGAT)

No
impact to FT

Potential
impact to FT

Partial
impact to FT

Outage Description	Start	End	Capability (10 ⁶ m ³ /d)	Impact (10 ⁶ m ³ /d)	Service Allowable Location/Area
NPS 36 Western Alberta System Mainline – Pipeline Maintenance	6-Sep-23	16-Sep-23	75	8	Potential Impact to FT-D Alberta/BC and Alberta/Montana Borders
Crowsnest B – Compressor Station Maintenance	11-Sep-23	13-Sep-23	75	8	Potential Impact to FT Foothills BC
Elko – Compressor Station Maintenance	18-Sep-23	22-Sep-23	68	15	Potential Impact to FT Foothills BC
Turner Valley A3 – Compressor Station Maintenance	18-Sep-23	20-Sep-23	79	4	Potential Impact to FT-D Alberta/BC and Alberta/Montana Borders
NPS 48 Western Alberta System Mainline Loop 2 – Pipeline Modifications	20-Sep-23	28-Sep-23	79	4	Potential Impact to FT-D Alberta/BC and Alberta/Montana Borders
NPS 36 Western Alberta System Mainline (Seg 1) – Pipeline Modifications	1-Oct-23	11-Oct-23	64	19	Potential Impact to FT-D Alberta/BC and Alberta/Montana Borders Segment 22 and Partial 21
NPS 36 Western Alberta System Mainline (Seg 2) – Pipeline Modifications	1-Oct-23	11-Oct-23	64	19	Potential Impact to FT-D Alberta/BC and Alberta/Montana Borders
NPS 48 BC Mainline Loop – Pipeline Modifications	1-Oct-23	11-Oct-23	64	19	Potential Impact to FT Foothills BC
Crowsnest K – Compressor Station Maintenance	2-Oct-23	11-Oct-23	75	8	Potential Impact to FT Foothills BC

Note: Outages located in the USJR area show up in the WGAT table in DOP to indicate a broad area restriction could be applied to reduce flows through the bottleneck but have been excluded from this slide to avoid duplication

This slide may not be accurate beyond the May 4 NGTL/Foothills Customer Operations meeting on WebEx.
Please refer to the DOP on TC Customer Express for current outage information



West Gate Delivery Area (WGAT)

No
impact to FT

Potential
impact to FT

Partial
impact to FT

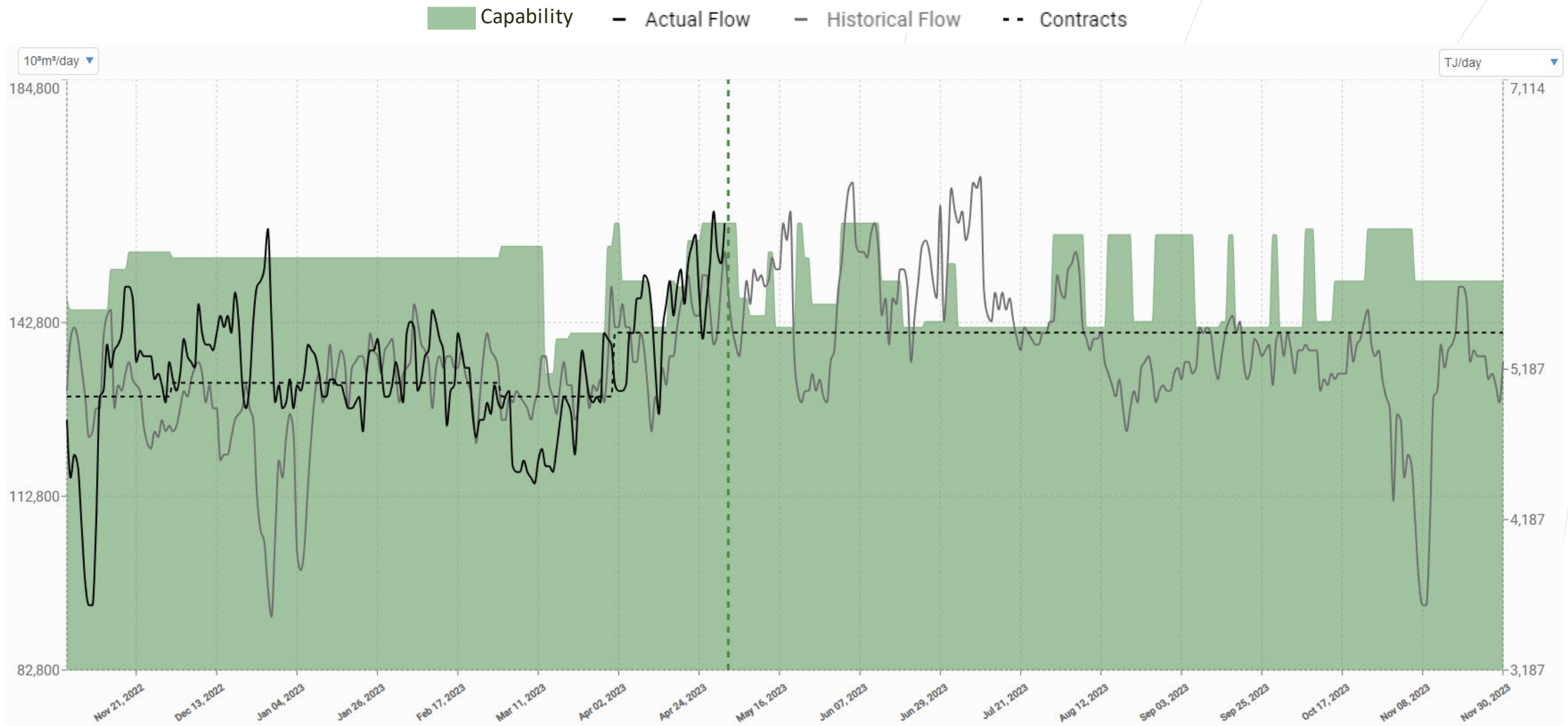
Outage Description	Start	End	Capability (10 ⁶ m ³ /d)	Impact (10 ⁶ m ³ /d)	Service Allowable Location/Area
Turner Valley A1 & A2 – Compressor Station Maintenance	20-Oct-23	31-Oct-23	76	7	Potential Impact to FT-D Alberta/BC and Alberta/Montana Borders
Turner Valley – Compressor Station Maintenance	22-Oct-23	31-Oct-23	70	13	Potential Impact to FT-D Alberta/BC and Alberta/Montana Borders
NPS 42 Western Alberta System Mainline Loop – Pipeline Modifications	1-Nov-23	9-Nov-23	87	1	Potential Impact to FT-D Alberta/BC and Alberta/Montana Borders
NPS 36 Western Alberta System Mainline – Pipeline Maintenance	16-Nov-23	22-Nov-23	75	13	Potential Impact to FT-D Alberta/BC and Alberta/Montana Borders Segment 22 and Partial 21

Note: Outages located in the USJR area show up in the WGAT table in DOP to indicate a broad area restriction could be applied to reduce flows through the bottleneck but have been excluded from this slide to avoid duplication

This slide may not be accurate beyond the May 4 NGTL/Foothills Customer Operations meeting on WebEx.
Please refer to the DOP on TC Customer Express for current outage information



East Gate



This slide may not be accurate beyond the May 4 NGTL/Foothills Customer Operations meeting on WebEx. Please refer to the DOP on TC Customer Express for current outage information



East Gate Delivery Area (EGAT)

No
impact to FT

Potential
impact to FT

Partial
impact to FT

Outage Description	Start	End	Capability (10 ⁶ m ³ /d)	Impact (10 ⁶ m ³ /d)	Service Allowable Location/Area
NPS 36 EAS Mainline Loop 2 – Pipeline Maintenance	10-May-23	16-May-23	155	5	No impact to FT-D anticipated Empress/McNeill Borders Segments 15, 16, 17, 18, 19, 20, 23, partial 21, and partial 28
Beiseker A – Compressor Station Maintenance	23-May-23	27-May-23	154	6	No impact to FT-D anticipated Empress/McNeill Borders Segments 15, 16, 17, 18, 19, 20, 23, partial 21, and partial 28
NPS 42 Edson & Central Alberta System Mainline Loop – Pipeline Maintenance	25-May-23	1-Jun-23	146	14	No impact to FT-D anticipated Empress/McNeill Borders Segments 15, 16, 17, 18, 19, 20, 23, partial 21, and partial 28
Crawling Valley – Compressor Station Maintenance	17-Jun-23	14-Jul-23	155 (Jun) 153 (Jul)	5	No impact to FT-D anticipated Empress/McNeill Borders Segments 15, 16, 17, 18, 19, 20, 23, partial 21, and partial 28
NPS 42 Foothills Zone 6 – Pipeline Maintenance	6-Jul-23	8-Jul-23	147	11	No impact to FT-D anticipated Empress/McNeill Borders Segments 15, 16, 17, 18, 19, 20, 23, partial 21, and partial 28
NPS 48 Edson, Central Alberta System, and Eastern Alberta System Mainline Loop 3 and 4 – Pipeline Maintenance ¹	14-Jul-23	23-Jul-23	142	16	No impact to FT-D anticipated Empress/McNeill Borders Segments 15, 16, 17, 18, 19, 20, 23, partial 21, and partial 28
Beiseker B3 – Compressor Station Maintenance	15-Jul-23	23-Jul-23	153	5	No impact to FT-D anticipated Empress/McNeill Borders Segments 15, 16, 17, 18, 19, 20, 23, partial 21, and partial 28

¹Expected to be managed by reducing all EGAT IT-D but has potential to impact EGAT FT-D service

Note: Outages located in the USJR area show up in the EGAT table in DOP to indicate a broad area restriction could be applied to reduce flows through the bottleneck but have been excluded from this slide to avoid duplication

This slide may not be accurate beyond the May 4 NGTL/Foothills Customer Operations meeting on WebEx.
Please refer to the DOP on TC Customer Express for current outage information



East Gate Delivery Area (EGAT)

No
impact to FT

Potential
impact to FT

Partial
impact to FT

Outage Description	Start	End	Capability (10 ⁶ m ³ /d)	Impact (10 ⁶ m ³ /d)	Service Allowable Location/Area
Clearwater – Compressor Station Maintenance	10-Oct-23	14-Oct-23	143	16	No impact to FT-D anticipated Empress/McNeill Borders Segments 15, 16, 17, 18, 19, 20, 23, partial 21, and partial 28
Clearwater A1 & A5 – Compressor Station Maintenance	16-Oct-23	20-Oct-23	155	4	No impact to FT-D anticipated Empress/McNeill Borders Segments 15, 16, 17, 18, 19, 20, 23, partial 21, and partial 28
Clearwater A6 – Compressor Station Maintenance	6-Nov-23	19-Nov-23	150	9	No impact to FT-D anticipated Empress/McNeill Borders Segments 15, 16, 17, 18, 19, 20, 23, partial 21, and partial 28
Jenner – Compressor Station Maintenance	13-Nov-23	30-Nov-23	150	9	No impact to FT-D anticipated Empress/McNeill Borders Segments 15, 16, 17, 18, 19, 20, 23, partial 21, and partial 28

Note: Outages located in the USJR area show up in the EGAT table in DOP to indicate a broad area restriction could be applied to reduce flows through the bottleneck but have been excluded from this slide to avoid duplication

This slide may not be accurate beyond the May 4 NGTL/Foothills Customer Operations meeting on WebEx.
Please refer to the DOP on TC Customer Express for current outage information



Oil Sands Delivery Area

■ Capability - Actual Flow - Historical Flow



This slide may not be accurate beyond the May 4 NGTL/Foothills Customer Operations meeting on WebEx. Please refer to the DOP on TC Customer Express for current outage information



Northeast Delivery Area (NEDA) Oilsands Delivery Area (OSDA)

No
impact to FT

Potential
impact to FT

Partial
impact to FT

There are currently no outages planned that are specific to OSDA or NEDA

This slide may not be accurate beyond the May 4 NGTL/Foothills Customer Operations meeting on WebEx. Please refer to the DOP on TC Customer Express for current outage information



CONTACTS



MARKETING REPS

[Customer Express Contacts](https://tccustomerexpress.com)
 [\(tccustomerexpress.com\)](https://tccustomerexpress.com)

MINH BADAU

Chair, NGTL/FH Customer Ops

403.920.5804

minh_badau@tcenergy.com

