



# NGTL System and Foothills Pipe Lines Ltd.

## Customer Operations Meeting

December 2, 2021



# Welcome and Thank You for Joining Us

---

## Participating via WebEx:

- Please sign-in through WebEx application including your full name and company
- To reduce background noise and improve audio quality, all WebEx participants will be placed on mute when entering the meeting
- Please submit your questions via using the raise hand function and coming off mute or the chat function and we will answer at the best possible opportunity

# Forward Looking Information

---

This presentation includes certain forward-looking information. Statements that are forward-looking are based on certain assumptions and on what we know and expect today and generally include words like anticipate, expect, believe, may, will, should, estimate or other similar words.

The information provided is for informational purposes only and is not to be relied upon for any other purpose whatsoever. The information is based upon certain assumptions that may or may not be accurate, and therefore is subject to various risks and uncertainties. TC Energy shall not be liable for damages sustained as a result of any use or reliance on such information.

The outages listed in this presentation are not an exhaustive list. Outage date, duration, and impact may be subject to change. Refer to the Daily Operating Plan (DOP) for all planned outages with potential service impact.

**No  
impact to FT**

Refers to outage periods where FT impact is not expected

**Potential  
impact to FT**

Refers to outage periods where there is potential of FT impact

**Partial  
impact to FT**

Refers to outage periods where FT impact is expected



# Stay Safe Outside During Winter



Use special care when entering and exiting vehicles



Wear appropriate footwear with a slip-resistant sole



Walk in designated walkways and look ahead when you walk



Wear layers of loose-fitting, lightweight, warm clothing



Wear gloves or mittens



Cover your head

Try to stay  
dry and out  
of the wind

Walk as a  
penguin to  
increase your  
center of gravity



# Important Notes

---



Outage information in this presentation may not be accurate beyond the November 4, NGTL/Foothills Customer Operations (WebEx only) meeting



For current outage information, please refer to the most recent Daily Operating Plan (DOP) on my.TC Customer Express



This meeting will only cover operational topics related to the NGTL and Foothills systems. For information on Commercial and Regulatory topics, please contact your Marketing Representative

# Agenda

---

- 1 Base Capabilities
- 2 Review of 2021 System Operations
- 3 Review of DOP Outages

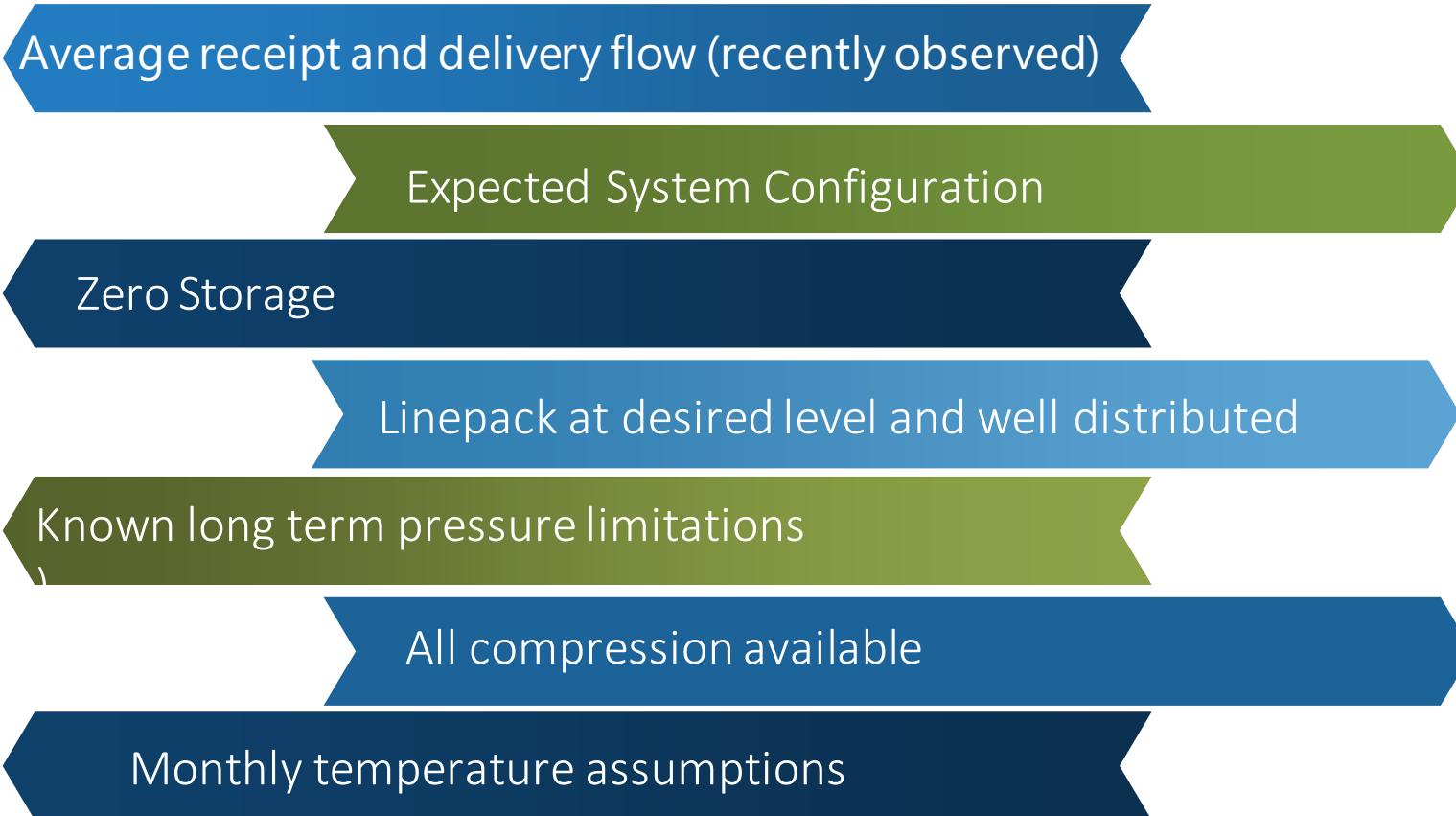


Base Capability

# Base Capability

---

**Base Operational Capability:** Capability with no outages and known and expected operational constraints



Subject to change as activity on the system changes and updated as required

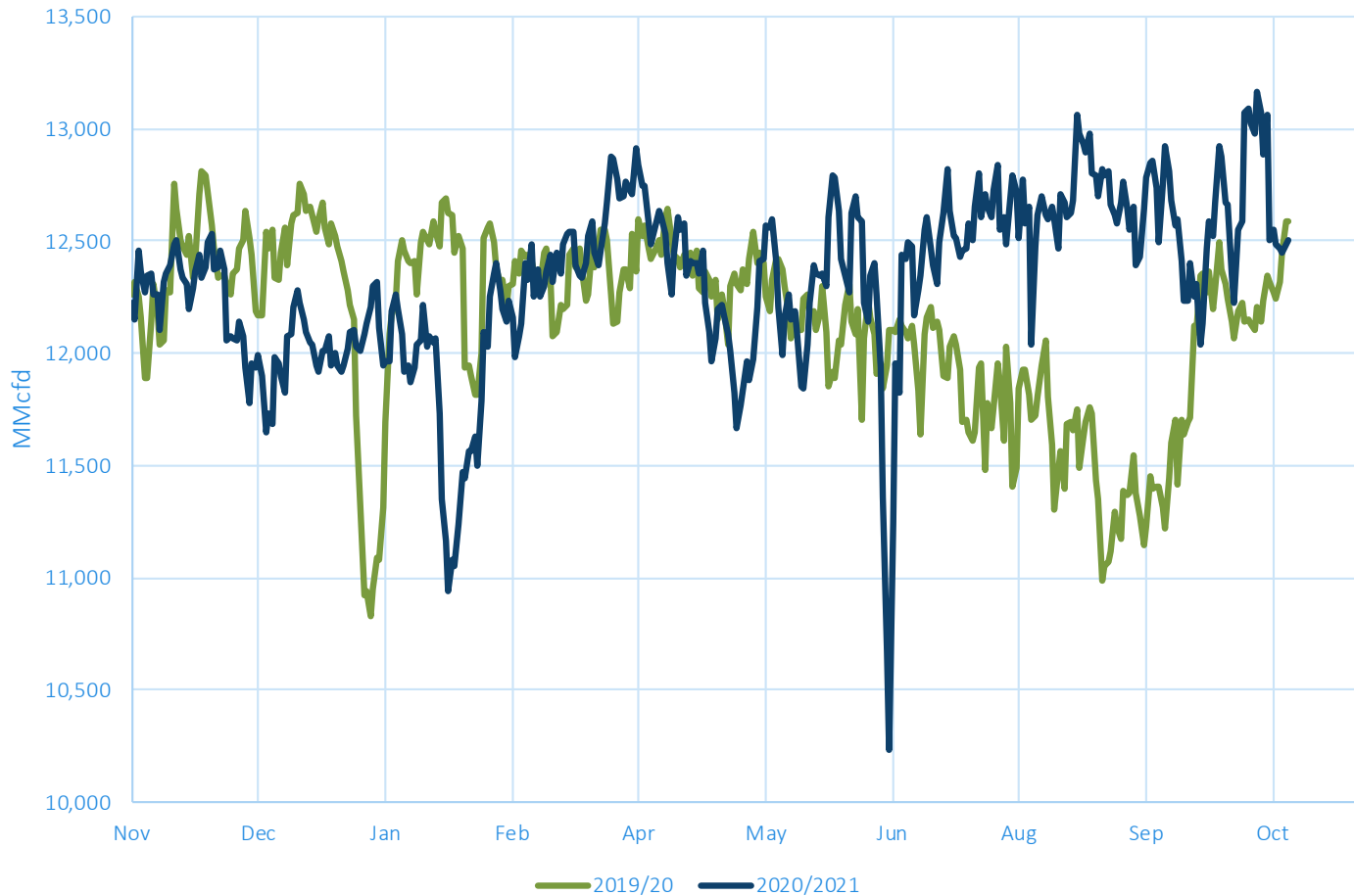




# 2021 System Operations

# System Throughput | Gas Year Comparison

Total NGTL Receipts(excl. storage)



## Total receipts increased in 2021

- Full gas year average total receipts = 12.3 Bcf/d
- Summer average total receipts = 475 MMcf/d higher

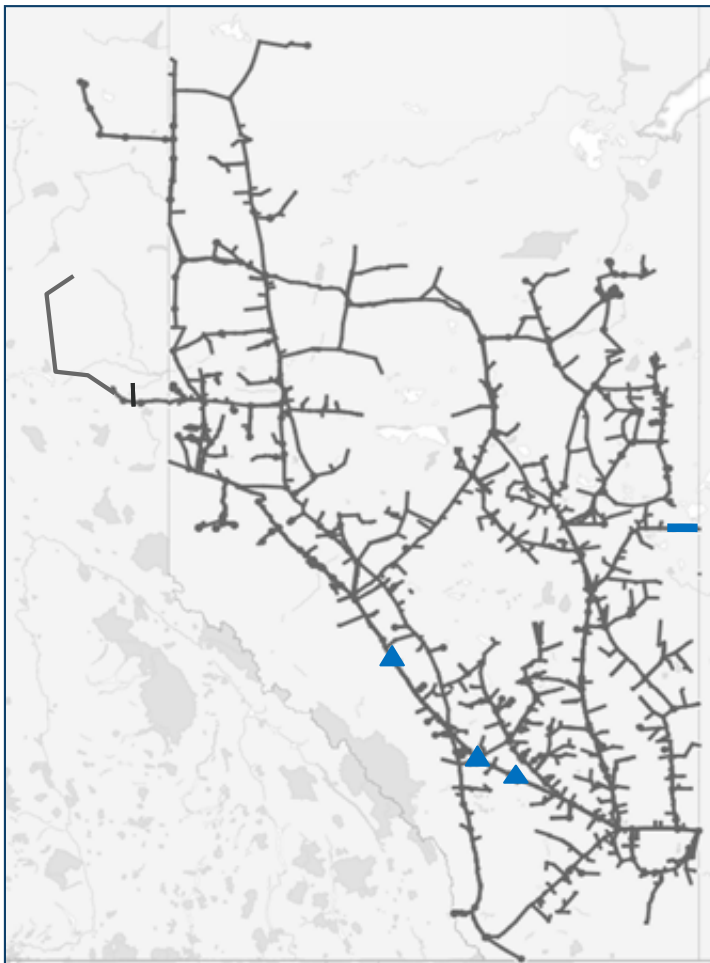
## Increased delivery to major export locations:

- East Gate full year average delivery = 450 MMcf/d higher
- AB-B.C. full year average delivery = 100 MMcf/d higher

## Changes to Storage:

- Average winter storage withdrawal = 800 MMcf/d higher
- Average summer storage injection = 550 MMcf/d lower

# 2020/2021 Gas Year Facility Additions



**LEGEND:**

-  Facility
-  Compressor
-  Pipe



3 compressor units (90 MW incremental compression)



20 km of new pipe

2021 NGTL System Expansion Project facilities have started to be placed in-service

# NGTL Restriction Days | 2020 and 2021

Total service availability was similar year over year on the NGTL system but some differences in the areas



2021*	Area	FT Restricted Days	IT Restricted Days	Unrestricted Days
	USJR	11	45	279
	EGAT	-	86	249
	WGAT	11	2	322
	NEDA	-	5	330

\*Up to and including November 30. 335 days reported in 2021



2020	Area	FT Restricted Days	IT Restricted Days	Unrestricted Days
	USJR	6	90	270
	EGAT	-	-	366
	WGAT	-	49	317
	NEDA	4	5	357

\*2020 was a leap year, 366 days in the year

# Summary

---



Total system receipts in 2021 higher than 2020  
(approx. 12.3 Bcf/d)

- Increased deliveries to borders and decreased storage injections




Additional facilities in-service in 2021 have added  
to system flexibility

- More facility additions pending



Similar service restriction days in 2021  
compared to 2020



# Review of DOP Outages

From DOP as of Wednesday, December 1



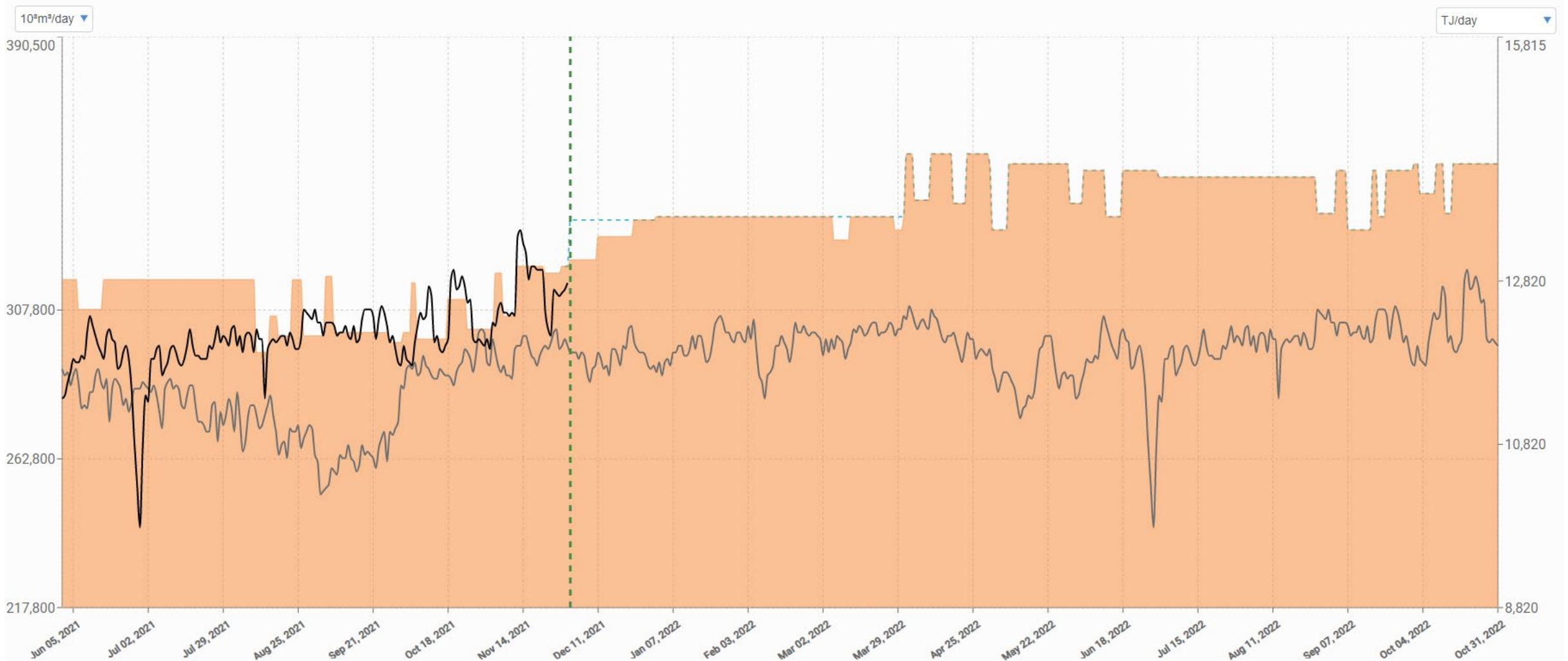
Publication: Compared to:

Dec 01, 2021

Nov 03, 2021

# Upstream James River

Capability Actual Flow Historical Flow Compared to



This slide may not be accurate beyond the December 2, NGTL/Foothills Customer Operations meeting on WebEx. Please refer to the DOP on TC Customer Express for current outage information

# Upstream James River Receipt Area (USJR)

No  
impact to FT

Potential  
impact to FT

Partial  
impact to FT

Outage Description	Start	End	USJR Outage Capability (10 <sup>6</sup> m <sup>3</sup> /d)	USJR Impact (10 <sup>6</sup> m <sup>3</sup> /d)	Area Outage Capability (10 <sup>6</sup> m <sup>3</sup> /d)	Outage Area Typical Flows (10 <sup>6</sup> m <sup>3</sup> /d)	Service Allowable Location/Area
Latornell A1 - Compressor Station Maintenance	29-Nov-21	10-Dec-21	323	12	213	165-205	Potential impact to FT-R USJR U/S Berland
Meikle River B2 – Compressor Station Maintenance	6-Mar-22	11-Mar-22	329	7	N/A	280-320	Potential impact to FT-R USJR
Wolf Lake - Compressor Station Maintenance	28-Mar-22	30-Mar-22	332	4	N/A	280-320	Potential impact to FT-R USJR
Meikle River D5 – Compressor Station Maintenance	4-Apr-22	8-Apr-22	341	14	231	165-205	Potential impact to FT-R USJR U/S of Berland
Saddle Hills B3 – Compressor Station Maintenance	18-Apr-22	22-Apr-22	340	15	217	160-190	Potential impact to FT-R USJR U/S of Latornell
Clearwater – Compressor Station Maintenance	2-May-22	3-May-22	332	20	N/A	280-320	Potential impact to FT-R USJR
Gold Creek – Compressor Station Maintenance	2-May-22	7-May-22	332	20	N/A	280-320	Potential impact to FT-R USJR
Goodfish – Compressor Station Maintenance	30-May-22	3-Jun-22	340	10	N/A	280-320	Potential impact to FT-R USJR
Meikle River C – Compressor Station Maintenance	12-Jun-22	17-Jun-22	336	14	226	165-205	Potential impact to FT-R USJR U/S of Berland

This slide may not be accurate beyond the December 2, NGTL/Foothills Customer Operations meeting on WebEx. Please refer to the DOP on TC Customer Express for current outage information

# Upstream James River Receipt Area (USJR)

No  
impact to FT

Potential  
impact to FT

Partial  
impact to FT

Outage Description	Start	End	USJR Outage Capability (10 <sup>6</sup> m <sup>3</sup> /d)	USJR Impact (10 <sup>6</sup> m <sup>3</sup> /d)	Area Outage Capability (10 <sup>6</sup> m <sup>3</sup> /d)	Outage Area Typical Flows (10 <sup>6</sup> m <sup>3</sup> /d)	Service Allowable Location/Area
Otter Lake A1 – Compressor Station Maintenance	27-Aug-22	2-Sep-22	337	11	N/A	280-320	Potential impact to FT-R USJR
NPS 48 Grande Prairie LP2 – Pipeline Maintenance	7-Sep-22	15-Sep-22	332	18	N/A	280-320	Potential impact to FT-R USJR
Meikle River D5 – Compressor Station Maintenance	18-Sep-22	9-Sep-22	336	14	226	165-205	Potential impact to FT-R USJR U/S of Berland
Otter Lake – Compressor Station Maintenance	3-Oct-22	8-Oct-22	343	9	N/A	280-320	Potential impact to FT-R USJR
Saddle Hills B3 – Compressor Station Maintenance	12-Oct-22	14-Oct-22	337	15	214	160-190	Potential impact to FT-R USJR U/S of Latornell

This slide may not be accurate beyond the December 2, NGTL/Foothills Customer Operations meeting on WebEx. Please refer to the DOP on TC Customer Express for current outage information

Publication: Compared to:

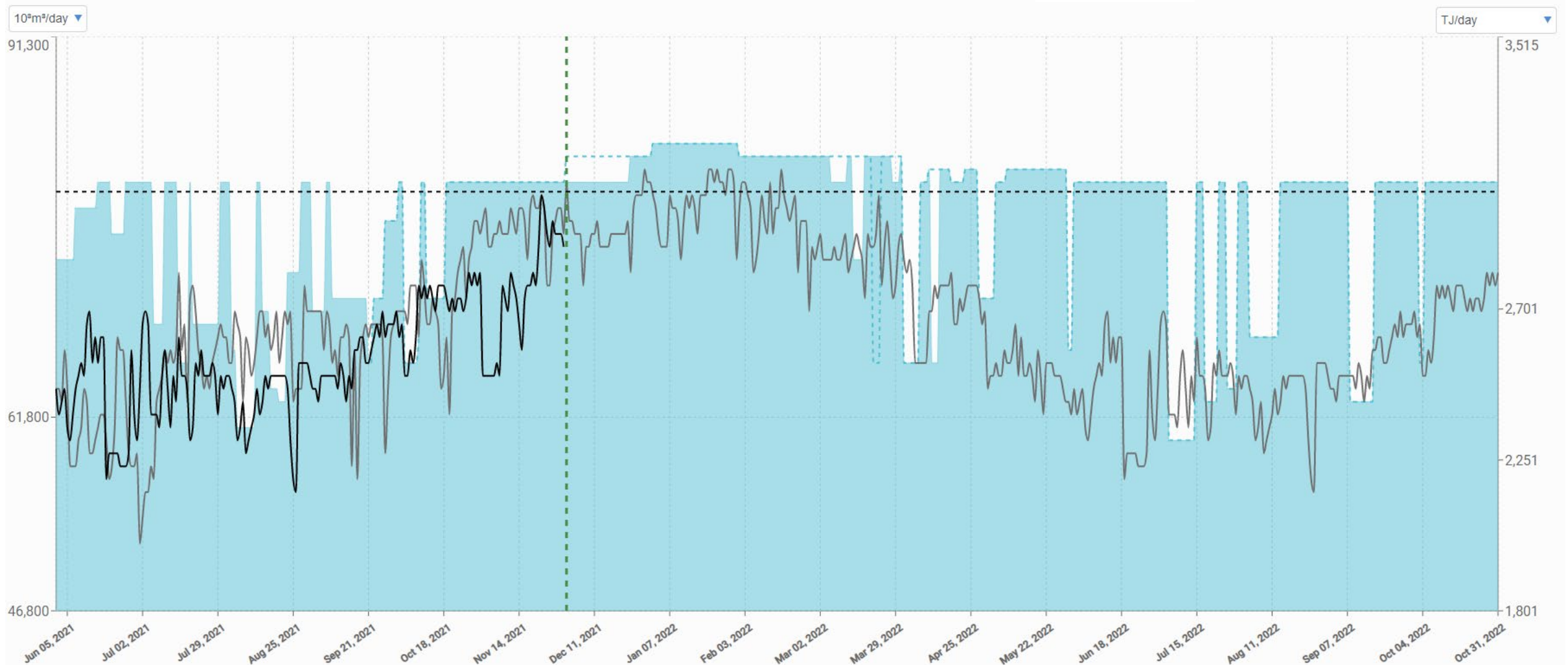
Dec 01, 2021

Nov 03, 2021

# Alberta-B.C. Border

(includes both NGTL and Foothills BC outages)

Capability Actual Flow Historical Flow Contracts Compared to



This slide may not be accurate beyond the December 2, NGTL/Foothills Customer Operations meeting on WebEx. Please refer to the DOP on TC Customer Express for current outage information

# West Gate Delivery Area (WGAT)

## Foothills Zone 8 (FHBC)

No  
impact to FT

Potential  
impact to FT

Partial  
impact to FT

Outage Description	Start	End	Capability/ Allowable (10 <sup>6</sup> m <sup>3</sup> /day)	Impact (10 <sup>6</sup> m <sup>3</sup> /d)	System	Service Allowable Location/Area
Burton Creek A3 – Compressor Station Maintenance	14-Mar-22	17-Mar-22	74	8	NGTL	Potential Impact to FT-D Alberta/BC and Alberta/Montana Borders
NPS 36 FPL Zone 8 Segment 4 – Pipeline Maintenance	1-Apr-22	6-Apr-22	66	15	FHBC	Potential Impact to FT Alberta/BC Border Foothills BC
Burton Creek – Compressor Station Maintenance	11-Apr-22	13-Apr-22	66	15	NGTL	Potential Impact to FT-D Alberta/BC and Alberta/Montana Borders
NPS 36 FPL Zone 8 Segment 3 – Pipeline Maintenance	28-Apr-22	3-May-22	71	10	FHBC	Potential Impact to FT Alberta/BC Border Foothills BC
Elko – Compressor Station Maintenance	30-May-22	31-May-22	67	14	FHBC	Potential Impact to FT Alberta/BC Border Foothills BC
NPS 42 Western Alberta System Mainline Loop – Pipeline Maintenance	5-Jul-22	14-Jul-22	60	20	NGTL	Potential Impact to FT-D Alberta/BC and Alberta/Montana Borders
Crowsnest A – Compressor Station Maintenance	18-Jul-22	22-Jul-22	63	17	FHBC	Potential Impact to FT Alberta/BC Border Foothills BC
Winchell Lake – Compressor Station Maintenance	26-Jul-22	29-Jul-22	64	16	NGTL	Potential Impact to FT-D Alberta/BC and Alberta/Montana Borders
NPS 48 BC Mainline Loop - Pipeline Modifications	3-Aug-22	13-Aug-22	68	12	FHBC	Potential Impact to FT Alberta/BC Border Foothills BC
NPS 36 BC Mainline – Pipeline Maintenance	8-Sep-22	16-Sep-22	63	17	FHBC	Potential Impact to FT Alberta/BC Border Foothills BC
Moyie – Compressor Station Maintenance	3-Oct-22	4-Oct-22	66	14	FHBC	Potential Impact to FT Alberta/BC Border Foothills BC

This slide may not be accurate beyond the December 2, NGTL/Foothills Customer Operations meeting on WebEx.  
Please refer to the DOP on TC Customer Express for current outage information



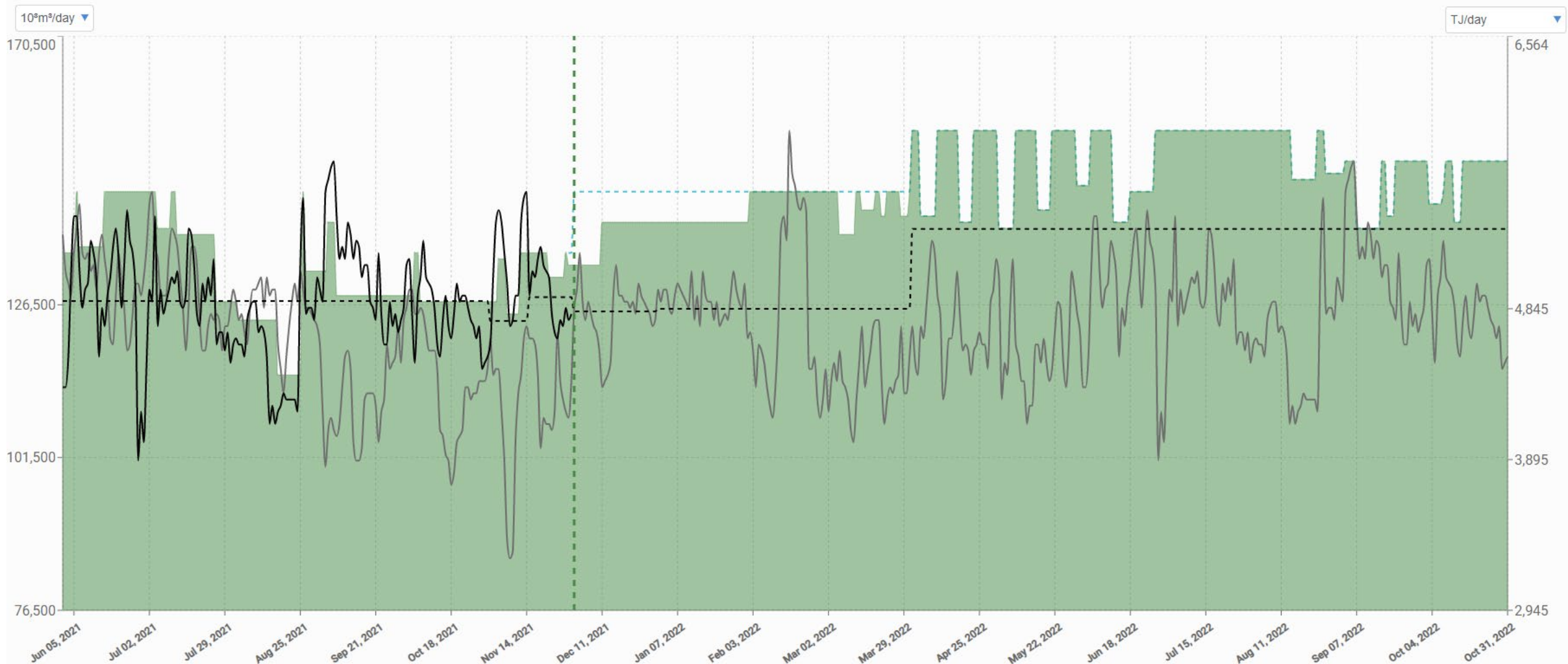
Publication: Compared to:

Dec 01, 2021

Nov 03, 2021

# East Gate

■ Capability    — Actual Flow    - - Historical Flow    - - Contracts    - - Compared to



This slide may not be accurate beyond the December 2, NGTL/Foothills Customer Operations meeting on WebEx. Please refer to the DOP on TC Customer Express for current outage information



# East Gate Delivery Area (EGAT)

## Foothills Zone 9 (FHSK)

No  
impact to FT

Potential  
impact to FT

Partial  
impact to FT

Outage Description	Start	End	Capability (10 <sup>6</sup> m <sup>3</sup> /day)	Impact (10 <sup>6</sup> m <sup>3</sup> /d)	System	Service Allowable Location/Area
Amber Valley – Compressor Station Maintenance	22-Sep-21	23-Dec-21	140	5	NGTL	No impact to FT-D anticipated Empress/McNeill Borders Segments 6, 10, 11, 12, 13, 14, 15, 16, 17, 18, 19, 20, partial 21, 23, 24, partial 28
Didsbury - Compressor Station Maintenance	1-Dec-21	1-Feb-22	140	5	NGTL	No impact to FT-D anticipated Empress/McNeill Borders Segments 15, 16, 17, 18, 19, 20, 23, partial 21, and partial 28
Hussar B8 – Compressor Station Maintenance	14-Mar-22	18-Mar-22	142	3	NGTL	No impact to FT-D anticipated Empress/McNeill Borders Segments 15, 16, 17, 18, 19, 20, 23, partial 21, and partial 28
Beiseker – Compressor Station Maintenance	21-Mar-22	22-Mar-22	141	4	NGTL	No impact to FT-D anticipated Empress/McNeill Borders Segments 15, 16, 17, 18, 19, 20, 23, partial 21, and partial 28
NPS 36 NCC Loop & Fort Mackay Mainline – Pipeline Maintenance	5-Apr-22	9-Apr-22	141	14	NGTL	No impact to FT-D anticipated Empress/McNeill Borders Segments 6, 10, 11, 12, 13, 14, 15, 16, 17, 18, 19, 20, partial 21, 23, 24, partial 28
Didsbury – Compressor Station Maintenance	16-May-22	20-May-22	142	13	NGTL	No impact to FT-D anticipated Empress/McNeill Borders Segments 15, 16, 17, 18, 19, 20, 23, partial 21, and partial 28
Jenner - Compressor Station Maintenance	13-Jun-22	26-Jun-22	145	10	NGTL	No impact to FT-D anticipated Empress/McNeill Borders Segments 15, 16, 17, 18, 19, 20, 23, partial 21, and partial 28
Beiseker B3 - Compressor Station Maintenance	3-Oct-22	8-Oct-22	145	5	NGTL	No impact to FT-D anticipated Empress/McNeill Borders Segments 15, 16, 17, 18, 19, 20, 23, partial 21, and partial 28

This slide may not be accurate beyond the December 2, NGTL/Foothills Customer Operations meeting on WebEx. Please refer to the DOP on TC Customer Express for current outage information

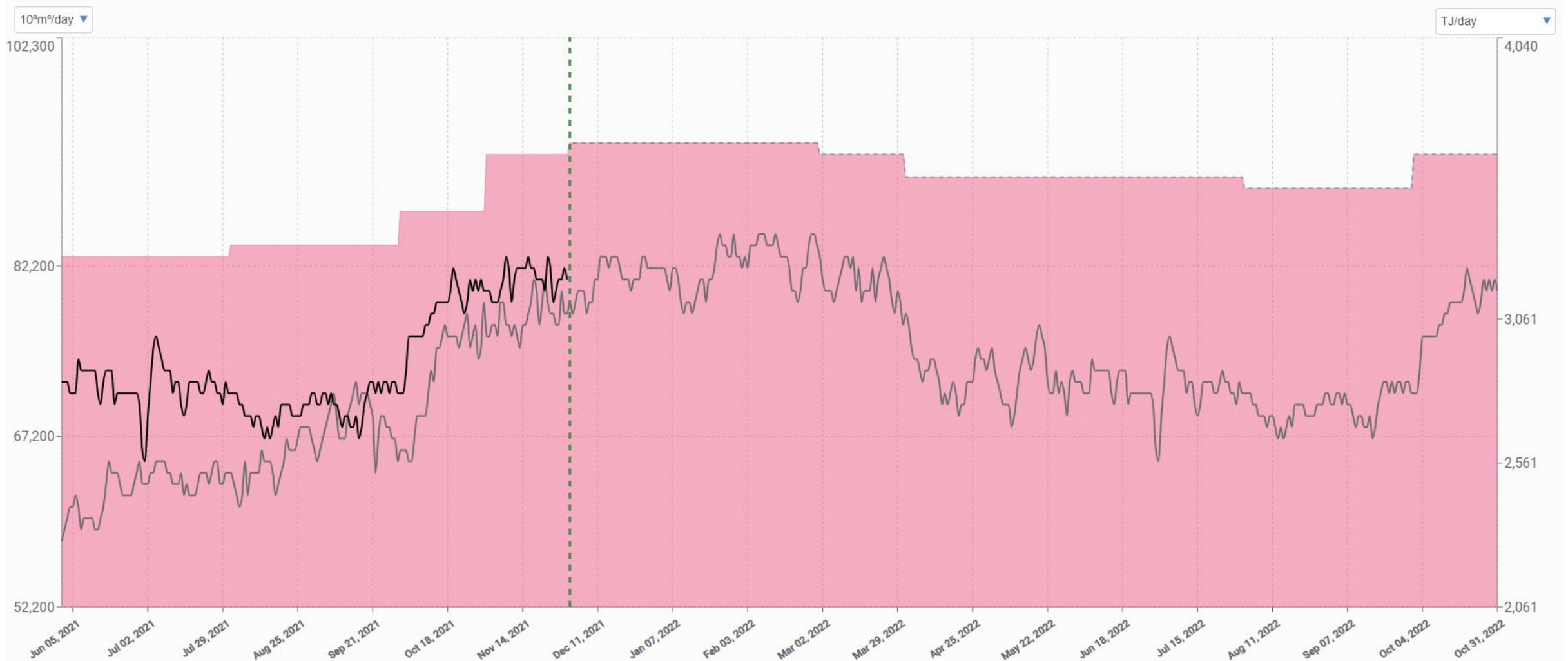
Publication: Compared to:

Dec 01, 2021

Nov 03, 2021

# Oil Sands Delivery Area

■ Capability — Actual Flow — Historical Flow - - Compared to



This slide may not be accurate beyond the December 2, NGTL/Foothills Customer Operations meeting on WebEx. Please refer to the DOP on TC Customer Express for current outage information

For information purposes only

# Northeast Delivery Area (NEDA) Oil Sands Delivery Area (OSDA)

No  
impact to FT

Potential  
impact to FT

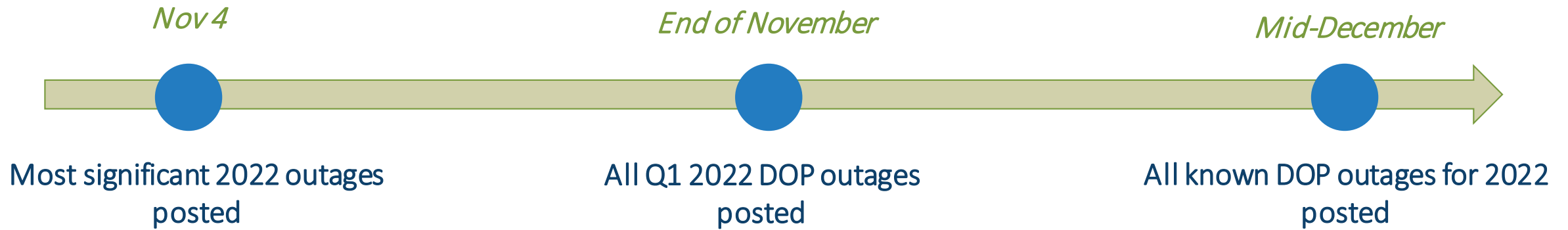
Partial  
impact to FT

There are currently no outages planned that  
are specific to OSDA or NEDA

This slide may not be accurate beyond the December 2, NGTL/Foothills Customer Operations meeting on WebEx.  
Please refer to the DOP on TC Customer Express for current outage information

# Communication Schedule | 2022 Outages

---



Refer to the Daily Operating Plan (DOP) for the most current outage information

# Optional: Winter Preparedness Dec 6<sup>th</sup> – TTFP Forum

---

At our upcoming TTFP on December 6, NGTL will share information on preparing for this winter's operation.

If you're interested in attending and your company is registered as a TTFP member, please have your TTFP representative email [Veronica Rojas](#) with your name and email by **12 pm Friday, Dec 3<sup>rd</sup>** and she will add you as a guest to the meeting.

If you're a customer interested in attending but your organization does not have TTFP membership, please fill out the [Temporary TTFP Membership Form](#) including acknowledgement of the confidentiality of the forum by **12 pm Friday, Dec 3<sup>rd</sup>**.

Note the meeting is not an open forum and is intended only for customers of the NGTL System.

# Contact Information

---

## Chuong Ngo

Manager, Operations Planning

[chuong\\_ngo@tcenergy.com](mailto:chuong_ngo@tcenergy.com)

403-920-6726

## Jillian Hemstock

Chair, NGTL/Foothills Customer Operations meetings

[jillian\\_hemstock@tcenergy.com](mailto:jillian_hemstock@tcenergy.com)

403-920-7136

## Matthew Ramsay

Supervisor, Operations Planning - West

[matthew\\_ramsay@tcenergy.com](mailto:matthew_ramsay@tcenergy.com)

403-920-6814

## Veronica Rojas

Industry Coordinator

[veronica\\_rojas@tcenergy.com](mailto:veronica_rojas@tcenergy.com)